



Annual Report
2010

Brüder Mannesmann Aktiengesellschaft
Remscheid



Annual Report 2010

Table of Contents

Foreword by the Board of Management	4
Organization Chart of Brüder Mannesmann AG	6
Group Management Report	7
Consolidated Financial Statements	33
Consolidated Balance Sheet	34
Consolidated Statement of Earnings	36
Reconciliation from net consolidated income	36
Consolidated Capital Finance Account	37
Statement of Changes to Shareholders' Equity	38
Notes to the Consolidated Financial Statements	39
Independent Auditor's Report	86
Financial Statements	89
AG-Balance Sheet	90
AG-Statement of Earnings	93
Fixed Assets Schedule and Liabilities Schedule	94
Notes for the 2009 AG-Financial Year	96
Independent Auditor's Report	106

Foreword by the Board of Management

Dear shareholders,

2010 was dominated by the further waning of the effects of the financial and economic crisis. Parts of the global and German economy saw a distinct rising trend. However, this did not affect all markets and the development in consumer spending was still a little hesitant. In this environment, the Brüder Mannesmann Group generated consolidated sales of €65.6 million after €62.4 million in the previous year, corresponding to growth of 5.3 %.

The earnings situation stabilised with consolidated EBIT of €1.7 million. The fact that EBIT did not increase despite the growth in business volume was due to the state of the valves market. Here, the few projects available on the market were obtained at the expense of margins.

Following heavy losses in the previous years owing to the economic situation, Tools Trade sales increased again for the first time by 6.1% to €34.1 million (previous year: €32.1 million). This was primarily due to the recovery of the economy in Germany. The situation in Greece, Spain and Portugal was still defined by contraction. The recently launched international activities on new markets have not yet delivered the contributions planned owing to economic conditions. Nonetheless, the business volume abroad increased overall.

Valves Trade sales amounted to €31.1 million after €29.7 million in the previous year, an increase of 4.8%. This rise in business volume was achieved in spite of the still highly prevalent restraint of investment activity for new projects at German and international level.

The two operating divisions of the Brüder Mannesmann Group thereby expanded their business volumes and their respective market positions in the 2010 financial year in accordance with the positive economic developments. Based on the incoming orders and order backlog as at the end of 2010, this development continued at the start of 2011. Further growth in the Group's business volume is anticipated for 2011 as a whole, and the Group should also succeed in increasing earnings from operations based on consolidated EBIT.

The Board of Management would like to thank the company's employees, also on behalf of the Supervisory Board, for their hard work.

Remscheid, 6 May 2010
Brüder Mannesmann Aktiengesellschaft,
The Board of Management

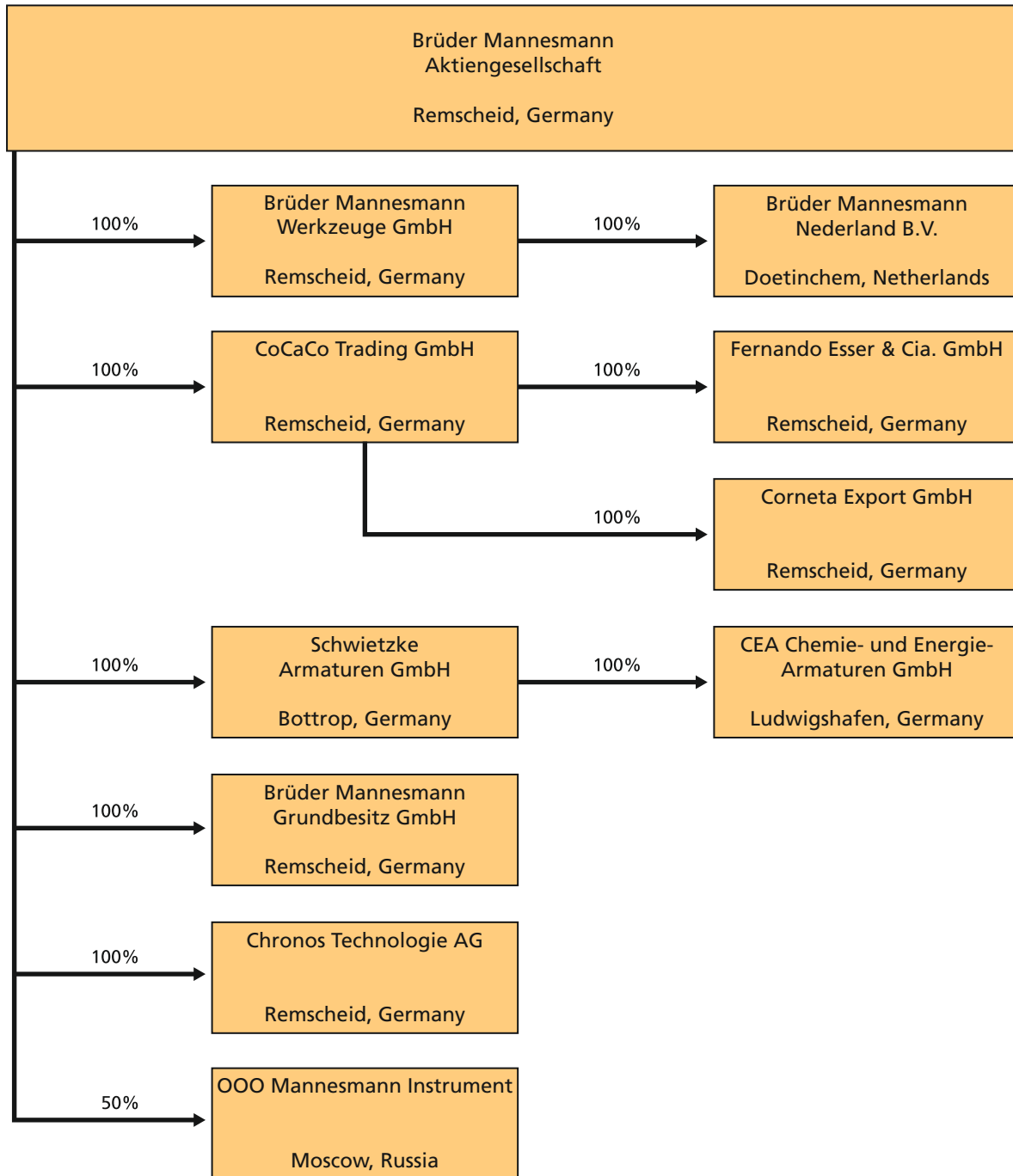


Jürgen Schafstein
Chairman of the
Board of Management



Bernd Schafstein

Organization Chart of Brüder Mannesmann AG as at 31. December 2010



Group Management Report

Group Management Report

1. Preliminary remarks

Brüder Mannesmann Aktiengesellschaft is a holding company for its operating subsidiaries. The holding company combines two independently operating divisions, "Tools Trade" and "Valve Trade". The subsidiary Brüder Mannesmann Grundbesitz GmbH acts solely as a leasing company for properties and does not operate on the market. These properties are industrial and office property which has been held for decades and which is mostly still used for the company's own business operations.

This management report is a combined report for the Brüder Mannesmann Group and for Brüder Mannesmann Aktiengesellschaft.

2. Business development in the operating divisions

2.1. Tools Trade

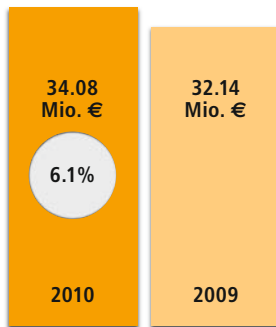
2.1.1. Tools Trade business development

The Tools Trade division is represented in Germany and the rest of Europe as one of the leading providers of a full range of manual and electrical tools. This is supplemented by garden tools, compressed air equipment and high-pressure cleaners. The "Brüder Mannesmann" brand is positioned on the market as a quality and innovation-oriented range and its excellent cost effectiveness is a key factor in its success. In combination with a systematic focus on service, "Brüder Mannesmann" has had an excellent reputation within the industry as a competent and reliable trading partner for decades.

Following heavy losses in the previous year owing to the economic situation, Tools Trade sales increased again for the first time by 6.1% to €34.1 million (previous year: €32.1 million). This was primarily due to the recovery of the economy in Germany. The situation in Greece, Spain and Portugal was still defined by contraction. The recently launched international activities on new markets have not yet delivered the contributions planned owing to economic conditions. Nonetheless, the business volume abroad was increased overall.

Sales quality remained satisfactory. This is reflected by EBIT of more than €1.1 million (previous year: €1.5 million). While the return on sales based on EBIT declined, at 3.3% it was still a respectable figure for the retail sector (previous year: 4.8%).

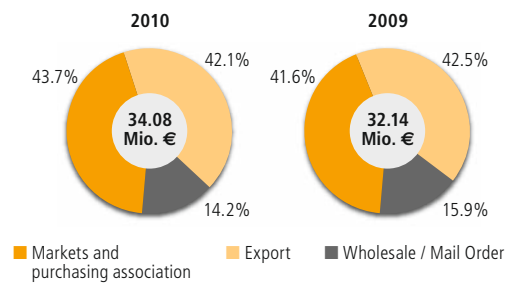
Tools Trade: Sales



Sales development by key customer groups was as follows:

Tools Trade: Sales by customer group

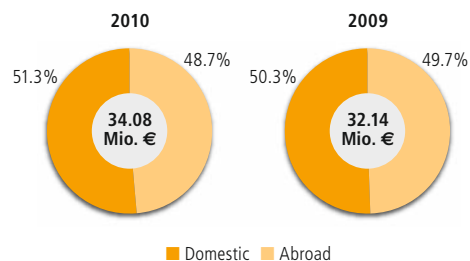
	2010		2009		Change	
	Mio. €	%	Mio. €	%	Mio. €	%
Markets and purchasing associations	14.90	43.7	13.37	41.6	1.53	11.4
Export	14.35	42.1	13.66	42.5	0.69	4.1
Wholesale / Mail Order	4.83	14.2	5.11	15.9	-0.28	-5.5
	34.08		32.14		1.94	6.1



Sales with the customer groups of markets, purchasing associations and export increased, while wholesale and mail order posted a slight downturn, one which was not significant.

Tools Trade: Sales by region

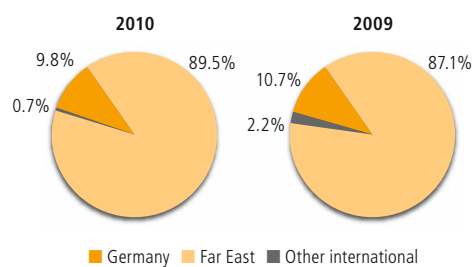
	2010		2009		Change	
	Mio. €	%	Mio. €	%	Mio. €	%
Germany	17.49	51.3	16.16	50.3	1.33	8.3
Abroad including exports	16.59	48.7	15.98	49.7	0.61	3.8
	34.08		32.14		1.94	6.1



Sales increased both in Germany and abroad. However, decreases were recorded in some countries outside Germany, notably Greece, Spain and Portugal, on account of the economic situation.

Tools Trade: Purchasing by region

	2010	2009	Change
	%	%	%
Germany	9.8	10.7	-0.9
Far East	89.5	87.1	2.4
Other international	0.7	2.2	-1.5
	100.0	100.0	



The weighting of purchasing regions has again favoured the Far East.

Tools Trade: Expenses

in Mio. EUR	2010	2009	Change
Personnel expenses	4.45	4.41	0.04
Depreciation and amortisation of assets	0.16	0.15	0.01
Other operating expenses	5.65	5.10	0.55
	10.26	9.66	0.60

The increase in the expense items remained moderate, particularly in comparison to the expansion of business volume.

The average number of employees was 64 (previous year: 70). Sales per employee amounted to €0.53 million after €0.46 million in the previous year.

The gross margin was 33.0% (previous year: 32.1%). Gross income was €11.3 million (previous year: €10.3 million).

2.1.2. Tools Trade summary

After several years of declining sales owing to economic developments, the Tools Trade division has succeeded in increasing its business volume again. In light of the fact that international activities have not yet contributed to sales to the desired extent and that experience shows that trends in the consumer sector follow general economic developments with a time delay, the sales increase achieved can be described as good. EBIT achieved a satisfactory level. Despite a decline as against the previous year, the return on sales based on EBIT is still at a good level for the sector. Thus, the Tools Trade division successfully participated in the rising trend in the sector and the general economy.

Tools division: Earnings

in Mio. EUR	2010	2009
EBIT	1,1	1,5

2.2. Valves Trade

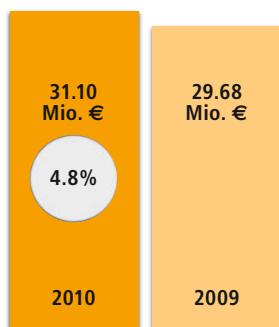
2.2.1. Valves Trade business development

The Valves Trade division sells valves for industrial and technical applications, in particular, power plant technology and industrial facilities for chemicals and petrochemicals. In addition, there is also the large field of freshwater provision and wastewater disposal at the level of utilities companies. In addition to the typical range of standard valves, full storage and warehouse logistics are handled for major customers as part of a universal service provider concept. Combining this with highly defined technical consulting skills allows the division to take on an unusual positioning. The Valves Trade division is represented by the company Schwietzke, which is based in Bottrop and has other locations in Cologne and Ludwigshafen.

Valves Trade sales amounted to €31.1 million after €29.7 million in the previous year, an increase of 4.8%. This rise in business volume was achieved in spite of the still highly prevalent restraint of investment activity for new projects at German and international level.

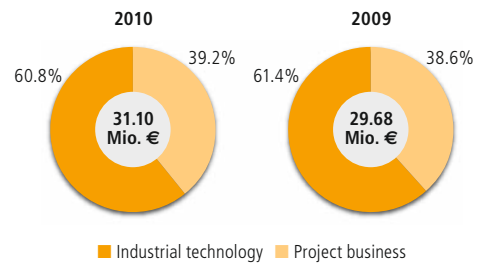
EBIT was still satisfactory at €0.8 million after €1.8 million in the previous year. The return on sales in terms of EBIT was 2.5% after 6.2% in the previous year.

Valves Trade: Sales



Valves Trade: Sales by business area

	2010		2009		Change	
	Mio. €	%	Mio. €	%	Mio. €	%
Industrial technology	18.91	60.8	18.22	61.4	0.68	3.8
Project business	12.19	39.2	11.46	38.6	0.74	6.4
	31.10		29.68		1.42	4.8



The distribution of sales between industrial technology and projects business remained virtually constant.

Gross income was €6.4 million (previous year: €7.1 million). This corresponds to a gross margin of 20.6% (previous year: 23.9%).

Valves Trade: Expenses

in Mio. EUR	2010	2009	Change
Personnel expenses	3.43	3.28	0.15
Depreciation and amortisation of assets	0.13	0.12	0.01
Other operating expenses	2.31	2.10	0.21
	5.87	5.50	0.37

Personnel expenses rose slightly compared with the previous year.

The average number of employees was 57. Sales per employee amounted to € 0.55 million (previous year: € 0.52 million).

2.2.2. Valves Trade summary

The rise in the business volume of the Valves Trade division bucked the sector trend. This is thanks to its good positioning on the market, which allows it to maintain continuity even in phases of economic difficulty. The earnings situation based on EBIT showed an acceptable return on sales, which means that the Valves Trade division had a satisfactory financial year overall.

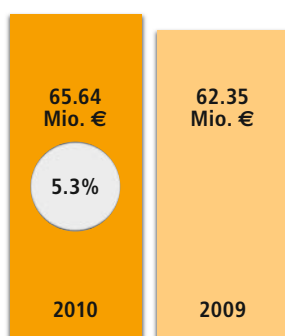
Valves division: Earnings

in Mio. EUR	2010	2009
EBIT	0,8	1,8

3. Group business performance

With consolidated sales of €65.6 million (previous year: €62.4 million), the 2010 financial year saw an increase of 5.3%. Both divisions recorded growth.

Group: Sales



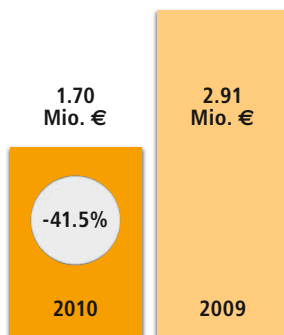
Group: Sales

	2010		2009		Change	
	Mio. €	%	Mio. €	%	Mio. €	%
Tools division	34.08	51.9	32.14	51.5	1.94	6.1
Valves division	31.10	47.4	29.68	47.6	1.42	4.8
Property (non-divisional sales)	0.46	0.7	0.53	0.9	-0.2	-22.2
	65.64		62.35		3.29	5.3

3.1. Earnings

Despite the increase in business volume, consolidated EBIT decreased from €2.9 million to €1.7 million. This development was due largely to the fact that in the Valves Trade obtaining the few projects in the market was achieved at the expense of the margin.

Group: EBIT



Gross consolidated income was slightly up at €18.2 million (previous year: €17.9 million).

Group: Earnings

in Mio. EUR	2010	2009	Change
1. EBIT (operating result)	1.69	2.91	-1.22
./. Financial result	-3.11	-2.47	-0.64
2. Earnings before tax	-1.42	0.44	-1.86
./. Taxes	0.28	-0.38	0.66
3. Net consolidated income	-1.14	0.06	-1.20

The consolidated net result amounted to €-1.14 million or around €-0.38 per share, following €0.06 million or roughly €0.02 per share in the previous year. Based on EBIT, earnings per share came to €0.56 after €0.97 in the previous year.

The business performance of Brüder Mannesmann Aktiengesellschaft is largely defined by that of its equity holdings. Consolidated income (income and expenses from profit transfer agreements) was €1.5 million (previous year: €2.9 million).

Brüder Mannesmann Aktiengesellschaft posted a net loss of €1.2 million in the 2010 financial year (previous year: net loss of €0.5 million). The decline was essentially due to a reduction in net investment income. The net loss was balanced out by withdrawals from other revenue reserves.

3.2. Balance sheet

In the 2010 financial year, consolidated total assets changed from € 62.9 million in the previous year to currently € 66.1 million.

Group: Working capital

in Mio. EUR	2010	2009	Change
Inventories	13.56	11.54	2.02
Receivables	10.87	9.89	0.98
Cash and cash equivalents and securities	11.17	15.53	-4.36
Total	35.60	36.96	-1.36
Current financial liabilities	1.43	1.04	0.39
Creditors	7.88	5.63	2.25
Total	9.31	6.67	2.64
Working-Capital	26.29	30.29	-4.00

With balance sheet equity for the 2010 financial year of around €6.8 million (previous year: €8.0 million), the equity ratio amounted to 10.3% (previous year: 12.6%). Including subordinated loans (mezzanine capital) in equity, economic equity amounted to €24.1 million with an equity ratio of 36.4% (previous year 39.9%).

Total assets of Brüder Mannesmann Aktiengesellschaft changed to €35.1 million (previous year: €35.5 million).

3.3. Employees

The number of employees was an average of 126. Sales per employee were €0.52 million (previous year: €0.47 million).

Group: Employees

	2010	2009	Change
Industrial employees	21	24	-3
Salaried employees	105	108	-3
Number of employees	126	132	-6
Trainees and apprentices	3	4	-1
Sales per employee in million €	0.52	0.47	0.05

3.4. Expenses

Group: Expenses

in Mio. EUR	2010	2009	Change
Personnel expenses	9.46	9.04	0.42
Depreciation and amortisation of assets	0.35	0.37	-0.02
Other operating expenses	7.55	8.07	-0.52
	17.36	17.48	-0.12

Thus despite the higher business volume, the expense items were reduced slightly.

4. Outlook

4.1. Tools Trade

The Tools Trade division successfully participated in the rising trend in the sector and the general economy in the 2010 financial year. The basis for this was its business model. In line with this, it has a broad range coordinated with market requirements, offering excellent cost effectiveness and high quality. The expansion of this successful model to further international markets is to be continued in 2011 as well. It is also intended to benefit greatly from the rising economic trend in Germany. The aim here is to continue to improve the earnings situation and the return on sales.

As of 31 December 2010, the order backlog reached €4.9 million (previous year: €3.7 million). Orders received as of the same balance sheet date were €39.8 million (previous year: €33.8 million).

For the year as a whole, stabilisation in business volume with an outlook for further increases is to be expected. This is the case both in Germany due to our good market position and also internationally due to the improving world economy. Special attention will be paid to the profitability of sales.

4.2. Valves Trade

At times, there were serious sales slumps again in the sector in 2010. Nonetheless, the Valves Trade division defended its market position and outperformed the industry average. Building on its good market positioning, core business is to be expanded and is expected to at least grow with the forecast positive sector development. Growth is also anticipated on account of additional orders from Russia and Turkey for the facility and power station technology area, which will be carried out in cooperation with partner companies. The goal for industrial business is still to continue framework agreements already in place and to attract new customers. There is the perspective that the price decline observed over years will not continue.

As of 31 December 2010, order backlog and incoming orders amounted to €9.6 million (previous year: €10.4 million) and €31.4 million (previous year: €29.6 million) respectively. These figures point to business developments with a volume nearing that of the 2010 financial year. After plant engineers and investors showed great restraint last year, there will be some need to catch up as the general economy recovers. The Valves Trade division is in a good position to benefit from this development.

4.3. Group

The two operating divisions of the Brüder Mannesmann Group expanded their business volumes and their respective market positions in the 2010 financial year in accordance with the positive economic developments. Based on the incoming orders and order backlog as at the end of 2010, this development continued at the start of 2011. Further growth in the Group's business volume is anticipated for 2011 as a whole, and the Group should also succeed in increasing earnings from operations based on consolidated EBIT.

Risks still lie in the geopolitical situation and the effects of a national and possibly international shift in energy policy. The overall economic costs that would result from this could sustainably impair consumer spending.

4.4. Further information on Brüder Mannesmann Aktiengesellschaft

At the Chronos Technologie AG subsidiary it is intended to use loss carryforwards in 2011.

The subsidiary, OOO Mannesmann Instrument headquartered in Moscow, is in the process of entering the market in Russia. In financial year 2010 orders with a sales volume in the low single-digit millions (RUB) were achieved, with prospective follow-up volume. The company has gained a good reputation in the market. On the basis of the development so far, it is planned in the 2011 financial year to generate sales volume in the higher two-digit millions (RUB) and positive earnings contributions.

5. Other information

No events of material significance occurred after the end of the financial year.

Remuneration for the Board of Management is comprised solely of fixed salary components. These also include pension commitments. To avoid duplication, please refer to the information in the notes to the consolidated financial statements.

The responsibility statement in accordance with section 289 (1) sentence 5 and section 315 (1) sentence 6 HGB can be found in the notes and the notes to the consolidated financial statements.

6. Disclosures per Article 289 Para. 4 and Article 315 Para. 4 of German Commercial Code regarding the annual and consolidated financial statements for 2009

1. As at 31 December 2010, the company's share capital amounted to € 9,000,000.00, consisting of 3,000,000 no-par-value bearer shares.
2. The Board of Management is not aware of any restrictions in place concerning voting rights or sale of shares arising from any agreements between shareholders.
3. According to the company's knowledge, the Chairman of the Board of Management Jürgen Schafstein holds more than 10 % of voting rights, directly holding 16.67 % of shares and voting rights. The company has no information concerning any other direct or indirect shareholdings exceeding 10 % of voting rights in the company.
4. No special rights are in place conferring control privileges.
5. There is no controlling of voting rights when employees have holdings in the capital of the company.
6. Members of the Board of Management are appointed and dismissed in accordance with sections 84 and 85 of the Aktiengesetz (AktG – German Stock Corporation Act). Under Article 7 of the Articles of Association, the Board of Management consists of one or more members. It currently has two members. The Supervisory Board appoints Board of Management members and determines their number. The Supervisory Board can appoint a CEO or Chairman of the Board of Management. The Articles of Association are amended by way of resolution of the Annual General Meeting in accordance with sections 119 (1) no. 5, 179 and 133 AktG. To the extent permitted by law, in accordance with section 179 (2) sentence 2 AktG in conjunction with Article 21 (2) of the Articles of Association, resolutions are passed by a simple majority of votes cast and a simple majority of the share capital represented instead of the majority of three quarters of share capital represented as stated by section 179 (2) sentence 1 AktG. In accordance with Article 17 of the Articles of Association, the Supervisory Board is authorised to make amendments to the Articles of Association that affect its wording only.

7. The Board of Management is authorised to issue and buy back shares as outlined below.
- In accordance with Article 5 (3) of the Articles of Association, the Board of Management is authorised, with the approval of the Supervisory Board, to increase the share capital of the company on one or more occasions by a total of up to € 4,500,000.00 by issuing new bearer shares against cash or non-cash contributions until 29 August 2012 (Authorised Capital). The Board of Management is also authorised, with the approval of the Supervisory Board, to determine the further content of share rights and the terms of share issuance. Existing shareholders must be given the opportunity to subscribe to new shares. However, the Board of Management is authorised, with the approval of the Supervisory Board, to disapply shareholder pre-emption rights in line with the further details of the authorisation.
 - On 27 August 2009, the Annual General Meeting authorised the Board of Management to issue bearer or registered participation certificates on one or more occasions until 26 August 2014. Bearer warrants can be attached to the participation certificates or they can be provided with a conversion right for the bearer. In line with the more detailed conditions of the option or profit participation conditions, the option or convertible profit participation rights grant a right to obtain shares of the company. Furthermore, the Board of Management was authorised to issue cum-warrant and/or convertible bonds in the place of or in addition to the profit participation certificates on one or more occasions and to grant bearers of cum-warrant bonds options and bearers of convertible bonds conversion rights for new shares of the company in line with the detailed conditions of the cum-warrant or convertible bond conditions until 26 August 2014. The share capital has been contingently increased by up to € 4,500,000 for the issuance of up to 1,500,000 new bearer shares. The contingent capital increase serves to grant rights to the holders of the options and convertible profit participation certificates, cum-warrant and convertible bonds to be issued by the company in line with the above authorisation. Existing shareholders must be given the opportunity to subscribe to the profit participation certificates and bonds. However, the Board of Management is authorised, with the approval of the Supervisory Board, to disapply shareholder pre-emption rights in line with the further details of the authorisation.
 - The Annual General Meeting of 26 August 2010 authorised the Board of Management, with the approval of the Supervisory Board, to acquire treasury shares until 25 August 2015. The shares acquired – together with other treasury shares owned by the company or assigned to it in accordance with sections 71 a et seq. AktG – cannot exceed 10 % of the share capital of the company at any time. The treasury shares acquired on the basis of this authorisation can be disposed of with pre-emption rights disapplying against non-cash consideration or in line with section 186 (3) sentence 4 AktG.
8. There are no material agreements of the company subject to the condition of a change of control as a result of a takeover offer.
9. In addition, there are also no compensation agreements of the company with the members of the Board of Management or employees in the event of a takeover bid.

7. Declaration on corporate management in line with section 289a HGB and also report in line with 3.10 of the German Corporate Governance Code (Corporate Governance Report)

7.1. Declaration on corporate governance in line with section 289a HGB

7.1.1. Declaration in line with section 161 of the German Stock Corporation Act

Brüder Mannesmann Aktiengesellschaft implements corporate governance in line with the recommendations and suggestions of the German Corporate Governance Code (the Code) to the extent deemed appropriate for a company of its structure and size. The Code as amended 26 May 2010 was the basis for an extensive discussion in the Board of Management and the Supervisory Board with the objective of again complying with as many of the recommendations and suggestions as possible, taking into account the new features of and additions to the Code.

Below is the declaration in line with section 161 of the Aktiengesetz (AktG – German Stock Corporation Act) issued by the Board of Management and Supervisory Board for the 2010 financial year.

Declaration of compliance with the German Corporate Governance Code as amended 26 May 2010 by the Board of Management and the Supervisory Board of Brüder Mannesmann AG in line with section 161 AktG

In line with section 161 of the Aktiengesetz (AktG – German Stock Corporation Act), the Board of Management and the Supervisory Board of Brüder Mannesmann AG must declare annually that the recommendations of the Government Commission of the German Corporate Governance Code, published by the Federal Ministry of Justice in the official section of the electronic Bundesanzeiger (Federal Gazette), were and are complied with or which recommendations were not and are not applied and why not. The declaration in line with section 161 AktG must be made permanently accessible to shareholders.

Retrospective declaration by the Board of Management and the Supervisory Board on the recommendations of the German Corporate Governance Code.

The Board of Management and the Supervisory Board of Brüder Mannesmann AG declare that the recommendations of the German Corporate Governance Code were complied with in the period between the last declaration of compliance dated 30 April 2010 to the time of this declaration in the form shown, except for the deviations as mentioned there.

Forward-looking declaration by the Board of Management and the Supervisory Board on the recommendations of the German Corporate Governance Code as amended 26 May 2010

The Board of Management and the Supervisory Board of Brüder Mannesmann AG declare that in future, the German Corporate Governance Code as amended 26 May 2010 shall be complied with, except for the recommendations listed below:

- Postal votes (2.3.3):

The Company Articles of Association do not yet provide for the option of postal votes. In the opinion of the company, this method is not yet sufficiently proven. Besides, the company already offers its shareholders the option of commissioning a representative appointed by the company to exercise their voting rights. Thus, shareholders can already exercise their voting rights before the day of the Annual General Meeting. Additionally allowing postal votes would therefore not significantly facilitate the exercise of shareholder rights overall.

- Board of Management remuneration (4.2.3):

The remuneration of the Board of Management does not include variable remuneration components. Following a further examination, the company does not see any advantages in variable remuneration structures which would justify a necessary move away from the system of fixed remuneration.

The German Appropriate Management Board Remuneration Act (VorstAG) came into effect on 5 August 2009. It states that the remuneration structure of listed companies must be geared towards sustainable corporate development. Variable remuneration components should therefore have a multi-year assessment basis. However, the new legal regulation also does not prohibit Board of Management remuneration from consisting solely of fixed remuneration elements.

In particular, it should be noted that solely fixed remuneration did not create precisely the false incentives that, against the backdrop of the global economic crisis in 2009, prompted legislators to act against negative developments, which were caused by non-sustainable variable remuneration and therefore harmed companies and the global economy, with the German Appropriate Management Board Remuneration Act. In light of this, the Government Commission of the German Corporate Governance Code felt it necessary to revise its recommendations on variable remuneration in 2009, which until then had not effectively prevented the unfavourable developments described. It remains to be seen whether the changes made to stock corporation law and the German Corporate Governance Code will actually prevent further unfavourable developments.

- **Reporting of Board of Management remuneration (4.2.4):**
Currently, information on remuneration is not broken down individually as the Annual General Meeting on 31 August 2006 resolved in accordance with sections 286 (5) and 314 (2) HGB that individualised information will not be disclosed.
- **Age limit for Board of Management members (5.1.2):**
There is currently no age limit for Board of Management members as age is not seen as a primary criterion for the ability to properly exercise an office.
- **Formation of committees (5.3.1 to 5.3.5):**
In view of the current number of Supervisory Board members (three), it does not appear meaningful to form committees.
- **Age limit for Supervisory Board members (5.4.1):**
There is currently no age limit for Supervisory Board members as age alone is not suitable for judging the ability to properly exercise an office.
- **Publication of the consolidated financial statements and interim reports (7.1.2):**
The annual financial statements and the consolidated financial statements for a financial year are made available to the public no more than four months after the end of the financial year. Six-month and quarterly reports are made publicly accessible within two months of the end of the reporting period. These deadlines are in adherence with the rules and regulations of the Deutsche Börse Prime Standard and the Wertpapierhandelsgesetz (WpHG – German Securities Trading Act).
- **Publication of a list of third-party companies in which there is a shareholding not of minor importance (7.1.4):**
The list is published in the management report and contains information on the names and registered offices of such companies, the shareholding and the amount of equity. It does not include the earnings for the last financial year. In the opinion of Brüder Mannesmann AG, publishing such information is not of fundamental importance to the capital markets as it does not provide a transparent view of the specific way in which earnings are structured. In some cases, it is not unlikely, especially in SME-type structures, that such information may be to the detriment of the companies concerned as it could be exploited, e.g. by their competitors.

7.1.2. Disclosures in accordance with section 289a (2) nos. 2 and 3 of the German Commercial Code

General information on the management structure

Brüder Mannesmann Aktiengesellschaft is a stock corporation under German law and is subject to the provisions of German law governing stock corporations, capital market regulations and the provisions of its Articles of Association and the Rules of Procedure for the Board of Management and the Supervisory Board. The company is managed by its Board of Management and Supervisory Board, which cooperate closely in representing the interests of the company and its shareholders. With its Board of Management and Supervisory Board, Brüder Mannesmann Aktiengesellschaft operates a two-tier governance and monitoring structure. The Annual General Meeting is the third executive body of the company.

Procedures of the Board of Management and the Supervisory Board

The Supervisory Board

The Supervisory Board of the company is composed in line with sections 96 (1) and 101 (1) AktG and, in line with the Articles of Association, consists of three members appointed by the Annual General Meeting. The Supervisory Board advises and monitors the Board of Management in its management of the company. Management activities cannot be transferred to the Supervisory Board. However, the Articles of Association or the Supervisory Board can stipulate that certain types of transactions may be performed only by the Board of Management with the approval of the Supervisory Board. If the Supervisory Board refuses to give its approval, the Board of Management can request that the Annual General Meeting resolve the issue.

The Supervisory Board may form committees. As the Supervisory Board is composed of the statutory minimum number of three members, establishing committees would not generate any advantage, hence it has not created any.

The Board of Management

Brüder Mannesmann Aktiengesellschaft's Board of Management, comprising one or more members to be appointed by the Supervisory Board, manages the company and conducts its business. The Board of Management is currently made up of two members. The Board of Management is bound to represent the interests of the company and to increase enterprise value on a sustainable basis. It determines the strategic orientation of the company in coordination with the Supervisory Board and ensures its implementation. It is also responsible for the company's annual and multi-year planning and the preparation of mandatory reports, including the annual and consolidated financial statements and the quarterly reports.

Furthermore, the Board of Management is responsible for ensuring that adequate risk management and risk controlling procedures are in place and that timely and comprehensive information is provided to the Supervisory Board on a regular basis, in particular for all issues concerning the Group in relation to strategy, operational planning, business development, the risk situation and risk management.

Information on corporate governance practices

The core of the management culture is formed by values anchored in the legal regulations, the Articles of Association and internal regulations.

The management and employees have an understanding regarding combining sustainable growth with business success while at the same time creating an added value for society with high-quality products and responsible action.

In this, the employees should be aware that they can contribute to the company's success, its reputation and to creating added value and that they should take responsibility for this.

The Annual General Meeting

Shareholders exercise their rights at the Annual General Meeting and vote there. Each share grants one vote. The Annual General Meeting is held within the first eight months of each financial year. The agenda for the Annual General Meeting and any reports and documents required at the Annual General Meeting are also published on the company's website.

To facilitate the exercising of rights at Annual General Meetings, the company provides shareholders with a proxy bound by instructions. When convening the Annual General Meeting and in communications with shareholders, it is explained how instructions can be issued for exercising voting rights prior to the Annual General Meeting.

In addition, a shareholder can authorise an individual of his choice with power of attorney for voting.

7.1.3. Additional information on corporate governance

Transparency

Brüder Mannesmann Aktiengesellschaft uses the company's website (www.bmag.de) to provide shareholders and investors with information in a timely manner. It also issues all mandatory disclosures and notifications. In addition to the consolidated financial statements, annual financial statements, six-month and quarterly reports, information on current developments is also provided by ad hoc disclosures and press releases. The company's key dates are published with sufficient advance notice.

The compiled company notifications in line with stock exchange and securities trading law as defined by section 10 of the Wertpapierprospektgesetz (WpPG – German Securities Prospectus Act) are also available on the website www.bmag.de.

Financial reporting

The consolidated financial statements are prepared in accordance with the principles of the International Financial Reporting Standards (IFRSs). The annual financial statements of Brüder Mannesmann Aktiengesellschaft are compiled in line with the provisions of the German Commercial Code.

Composition of the Supervisory Board

In accordance with 5.4.1 of the Code, the Supervisory Board must be composed in such a way that its members collectively possess the knowledge, ability and technical experience required to properly perform its duties. The Supervisory Board must state specific objectives regarding its composition which take into account the international activities of the company, potential conflicts of interest, an age limit to be specified for the members of the Supervisory Board and diversity in line with the company's own, specific situation. These objectives shall, in particular, stipulate an appropriate degree of female representation. The specific objectives of the Supervisory Board for its composition and the status of their implementation should be published in the Corporate Governance Report (5.4.1 of the Code).

The Supervisory Board has stated the following aims regarding its composition:

- Members of the Supervisory Board should have sufficient time for the performance of their mandate so that they can exercise it with due regularity and care.
- Members of the Supervisory Board should have technical expertise and knowledge of the sector, namely that of the tools trade and valves trade, including the features associated with the tools and valves trade sector and the special requirements of manufacturers, trading partners and customers, including in an international environment.
- At least one member of the Supervisory Board should have specialist knowledge and experience in the application of accounting principles and internal control procedures.
- Conflicts of interest that are material or not just temporary, such as performing executive functions or consulting activities at key competitors of the company, should be avoided.
- The expected future increase in the international activities of the company and its subsidiaries should be taken into account.
- The membership of a woman in the Supervisory Board.

In the opinion of the Supervisory Board, the status of the implementation of these objectives can be regarded as positive:

- All members of the Supervisory Board have the necessary qualifications and time to perform their mandate. It should be noted that as the Supervisory Board consists of three members, all members must participate in its discussions and resolutions, which was ensured at all times. In the past, it has been possible to arrange a meeting of the Supervisory Board or a conference call at short notice with its current composition, even in urgent matters, which highlights the good availability and efficient cooperation of its members.
- Mr. Mannesmann, as an experienced businessman, and Mr. Nagel, as a graduate industrial engineer, have extensive professional and technical expertise and understanding of the sector regarding the business of Brüder Mannesmann AG and the consolidated group thanks to their many years of work experience. They also have international business experience. Ms. Coen has also gained substantial experience on the basis of her work, but especially contributes her expertise as a banker as well, which covers a further necessary area of competence. Finally, Mr. Mannesmann also satisfies the requirements of a financial expert thanks to his extensive experience as a supervisory board chairman for various stock corporations.
- Conflicts of interest that are material or not just temporary, such as performing executive functions or consulting activities at key competitors of the company, were avoided or handled appropriately and will be avoided in future.
- In line with the stated objective, there is a woman on the Supervisory Board in Ms. Coen.

As far as possible, the Supervisory Board will take its own objectives for its composition into consideration in searching for suitable candidates to replace any members who may leave prematurely, though replacement members must also be found and appointed under great time pressure in order to maintain the functionality of the three-member body.

Disclosures on stock option plans and similar securities-based incentive systems of the company

The company has no stock option plans or similar securities-based incentive systems.

Shareholdings of the Board of Management and the Supervisory Board

On 31 December 2010, the members of the Board of Management held a total of 696,300 shares (previous year: 696,300) representing 23.21% of share capital. On 31 December 2010, the members of the Supervisory Board held 228,500 shares (previous year: 228,500) representing 7.62% of share capital.

7.2. Risk management and safeguarding the future

The company has a reporting and control system that allows it to identify business risks that could potentially jeopardise the existence of the company as a going concern and its ability to achieve key strategic goals. The information obtained from this system is incorporated into management planning. Responsibility for implementing countermeasures lies with division management.

Both of the Group's operative divisions use a variety of measures in the areas of attracting new customer segments, internationalisation and innovative product range policy as a means of safeguarding the future of the company. In the Tools division foreign currency risks due to operations are countered through efficient management of foreign currency liabilities, in part on the basis of hedging transactions. As far as possible, international transactions with risk are secured using export insurance. To secure goods from the Far East there is a general insurance policy with marine insurance. There is also an insurance policy covering policy liability risks. As far as possible, the risk of price changes is countered with a prompt adjustment of costing.

The Group has a computer-based internal controlling and risk management system. Data from the financial accounting of Group companies with operations is transferred to the accounting system at monthly intervals and analysed according to defined figures in the form of variance analyses to determine earnings performance and financial status. Any conclusions or measures arising from these analyses are communicated to the operational Group companies in regular discussions. Furthermore, the quarterly figures of the Group companies are passed on to the Supervisory Board by the Board of Management.

The operational development opportunities of the Group's equity holdings are supported by the functions of the parent holding company. In particular, this includes assistance in issues of strategy and ensuring funds. As a result, these holdings have the opportunity to make appropriate contributions to earnings at Group level.

The risk management system is further developed on an ongoing basis by the Board of Management, adjusted to changing circumstances and reviewed by the company's auditors.

7.3. Remuneration report (information on the remuneration system in accordance with section 289 (2); section 315 (2) HGB)

Remuneration of the Supervisory Board

In line with 5.4.6 of the Code, Supervisory Board members should receive performance-based or variable remuneration in addition to a fixed component. In line with Article 18 of the Articles of Association, each Supervisory Board member receives fixed remuneration of €12,000 in addition to the reimbursement of expenses. Furthermore, Supervisory Board members receive variable remuneration of €500 for each percentage of the dividend resolved by the Annual General Meeting in excess of 4% of the share capital (variable remuneration). The Chairman receives double this amount, the Deputy Chairman receives one and a half times this amount.

Remuneration of the Board of Management

Remuneration for the Board of Management is comprised solely of fixed salary components. These also include pension commitments. No additional benefits were provided. In assessing Board of Management remuneration, it should be noted that the members of the Board of Management also perform management functions at subsidiaries in addition to their work at holding level.

Currently, information on remuneration is not broken down individually as the Annual General Meeting on 31 August 2006 resolved in line with sections 286 (5) and 314 (2) HGB that the individual information on Board of Management remuneration will not be disclosed.

The German Appropriate Management Board Remuneration Act (VorstAG) came into effect on 5 August 2009. It states that the remuneration structure of listed companies must be geared towards sustainable corporate development. Variable remuneration components should therefore have a multi-year assessment basis. However, the new legal regulation also does not prohibit Board of Management remuneration from consisting solely of fixed remuneration elements.

In particular, it should be noted that solely fixed remuneration did not create precisely the false incentives that, against the backdrop of the global economic crisis, prompted legislators to act against negative developments, which were caused by non-sustainable variable remuneration and therefore harmed companies and the global economy, with the German Appropriate Management Board Remuneration Act. In light of this, the Government Commission of the German Corporate Governance Code felt it necessary to revise its recommendations on variable remuneration in 2009, which until then had not effectively prevented the unfavourable developments described. It remains to be seen whether the changes made to stock corporation law and the Code will actually prevent further unfavourable developments.

Remscheid, 6 May 2010
Brüder Mannesmann Aktiengesellschaft,
The Board of Management



Jürgen Schafstein
Chairman of the
Board of Management



Bernd Schafstein

Consolidated Financial Statements

Consolidated Balance Sheet

Assets in TEUR	Notes	31.12.2010	31.12.2009
Non-current assets			
Goodwill	3.1.	3,845	3,845
Other intangible assets	3.1.	310	429
Property, plant and equipment	3.2.	9,858	7,480
Investment property	3.3.	6,774	8,377
Financial assets	3.4.	2,419	2,140
Deferred tax assets	3.5.	2,589	2,177
Other assets	3.6.	86	137
		25,881	24,585
Current assets			
Inventories	3.7.	13,561	11,542
Trade receivables	3.8.	10,862	9,891
Other receivables and other assets	3.9.	4,656	1,309
Assets for current tax	3.10.	57	82
Investments	3.11.	2,092	1,303
Cash and cash equivalents	3.12.	9,083	14,229
		40,311	38,356
Balance sheet total		66,192	62,941

Liabilities in TEUR	Notes	31.12.2010	31.12.2009
Equity			
Share capital	3.13.	9,000	9,000
Reserves	3.14.	770	770
Accumulated losses brought forward		-1,819	-1,883
Net consolidated income		-1,143	64
		6,808	7,951
Non-current liabilities			
Mezzanine subordinate loans	3.18.	17,248	17,148
Provisions for pensions and similar liabilities	3.16.	12,161	10,890
Financial liabilities	3.18.	13,173	13,462
Other liabilities	3.19.	3,908	3,674
Deferred tax liabilities	3.20.	645	508
		47,135	45,682
Current liabilities			
Other provisions	3.17.	722	740
Financial liabilities	3.18.	1,430	1,044
Trade liabilities	3.21.	7,880	5,627
Other liabilities	3.19.	2,217	1,891
Current income tax liabilities	3.22.	0	6
		12,249	9,308
Balance sheet total		66,192	62,941

Consolidated Statement of Earnings

in TEUR	Notes	01.01.-31.12.2010	01.01.-31.12.2009
Sales revenue	4.1.	65,639	62,347
Other operating income	4.2.	1,056	1,886
Costs of materials		-47,426	-43,841
Staffing costs	4.3.	-9,455	-9,039
Other operating expenses	4.4.	-7,729	-8,066
EBITDA		2,085	3,287
Amortisation and depreciation of intangible assets and property, plant and equipment		-393	-374
EBIT (operating result)		1,692	2,913
Results from equity investments	4.5.	0	-9
Financial income	4.5.	934	1,244
Financial expense	4.5.	-4,043	-3,704
Earnings before tax		-1,417	444
Income taxes	4.6.	274	-380
Net consolidated income		-1,143	64
Earnings per share (undiluted) in EUR	4.7.	-0,38	0,02
Earnings per share (diluted) in EUR	4.7.	-0,38	0,02

Reconciliation from net consolidated income for the period to total comprehensive income

in TEUR	01.01.-31.12.2010	01.01.-31.12.2009
Net consolidated income	-1,143	64
Transactions recognised directly in equity	0	0
Total comprehensive income	-1,143	64

Consolidated Capital Finance Account

in TEUR	Notes	2010	2009
EBIT		1,692	2,913
Depreciation on noncurrent assets		393	374
Gains on disposal on noncurrent assets		-261	-367
Change of noncurrent provisions and other noncurrent liabilities		1,271	1,042
Other non-cash income and expenses		111	241
Interest payments		-88	-245
Income tax payments		18	281
Cash inflows/outflows from operating activities before change in current net assets	6.2.	3,136	4,239
Change of current assets/ liabilities			
Inventories		-2,019	2,677
Trade receivables		-971	2,654
Other receivables and other assets		15	699
Financial liabilities		347	139
Trade liabilities		2,253	-1,805
Other liabilities and other items		607	-1,992
Inflows/ outflows from operating activities	6.2.	3,368	6,611
Inflows from disposal of noncurrent assets		973	1,170
Outflow for investment properties		-1,987	-1,930
Interest received		227	117
Dividends received		10	12
On debt held for trading		-1,047	-278
Outflow for investments in current assets		-3,280	0
Current financial instruments		7	-115
Inflows/ outflows from investing activities	6.2.	-5,097	-1,024
Change of long-term financial liabilities			
Borrowing long-term financial liabilities		649	0
Repayment long-term financial liabilities		-899	-887
Repayment other liabilities		-388	-485
Interest payment		-2,779	-2,455
Inflows/ outflows from financing activities	6.2.	-3,417	-3,827
Changes in cash and cash equivalents	6.2.	-5,146	1,760
Cash and cash equivalents on 1 January	6.2.	14,229	12,469
Cash and cash equivalents on 31 December	6.2.	9,083	14,229

Statement of Changes to Shareholders' Equity

in TEUR	Share capital	Capital reserves	Revenue reserves	Retained earnings brought forward	Net income	Total shareholders' equity
Shareholders' equity as at December 31, 2008	9,000	770	0	-1,363	-520	7,887
Net loss 2008 carried forward				-520	520	
Profit January 1, to December 31, 2009					64	
Shareholders' equity as at December 31, 2009	9,000	770	0	-1,883	64	7,951
Profit 2009 carried forward				64	-64	
Profit January 1, to December 31, 2010					-1,143	
Shareholders' equity as at December 31, 2010	9,000	770	0	-1,819	-1,143	6,808

Notes to the Consolidated Financial Statements

Notes to the Consolidated Financial Statements

1. General information on the consolidated financial statements

Brüder Mannesmann Aktiengesellschaft is a holding company whose operating subsidiaries are active in the international trading of tools and valves. There are two established operating divisions which operate on the market, the "Tool Trade" and the "Valve Trade". The subsidiary Brüder Mannesmann Grundbesitz GmbH acts solely as a leasing company for properties and does not operate on the market.

The registered business address of the Group is:
Lempstraße 24, 42859 Remscheid, Germany.

Brüder Mannesmann Aktiengesellschaft is entered in the commercial register of the Wuppertal Local Court under HRB 11838.

Brüder Mannesmann Aktiengesellschaft is a listed company admitted for trading in the Prime Standard segment of the Frankfurt Stock Exchange.

2. Accounting policies

2.1. Basis of preparation of the financial statements

Financial reporting

In accordance with section 315a of the Handelsgesetzbuch (HGB – German Commercial Code) in conjunction with EU Directive 1606/2002 dated 19 July 2002, the consolidated financial statements of Brüder Mannesmann Aktiengesellschaft for the year ended 31 December 2010 were prepared on the basis of the applicable International Financial Reporting Standards (IFRSs) adopted by the EU at the balance sheet date.

The consolidated financial statements are based on the historical cost convention with the exception of specific items, such as investment property, derivative financial instruments and certain securities, which are measured at fair value.

The consolidated income statement was prepared in accordance with the total cost (nature of expense) method.

Individual items in the consolidated balance sheet and the consolidated income statement are summarised in order to improve the clarity of presentation. These items are discussed in greater detail in the notes to the financial statements.

The structure of the balance sheet is based on the term of the respective assets and liabilities.

Assets and liabilities are classified as current if they fall due or are held for sale within one year. Accordingly, assets and liabilities are classified as non-current if the Group intends to hold them for more than one year. Trade payables and receivables, current tax assets and liabilities and inventories are generally classified as current, while deferred tax assets and liabilities are classified as non-current.

Reporting currency

The consolidated financial statements are prepared in euro. All amounts are presented in thousands of euro (€ thousand) unless stated otherwise.

Basis of consolidation

In addition to Brüder Mannesmann Aktiengesellschaft, the consolidated financial statements include all the subsidiaries whose financial and business policy are controlled by Brüder Mannesmann Aktiengesellschaft on account of it holding a majority of the voting rights or in accordance with the relevant articles of association, partnership agreement or other contractual arrangements, with the exception of one subsidiary (last year: one).

A total of seven German subsidiaries (previous year: seven) and one foreign subsidiary (previous year: one) controlled by Brüder Mannesmann Aktiengesellschaft in accordance with IAS 27 (Consolidated and Separate Financial Statements) are included in the consolidated financial statements.

Companies in which Brüder Mannesmann AG holds a stake between 20% and 50% and has a significant influence over business and financial policies (associated companies) are valued at equity. A joint venture is valued at equity (last year: one).

Fully-consolidated subsidiaries	Share of capital in %	Equity in € thou
Brüder Mannesmann Werkzeuge GmbH, Remscheid	100	10.000
Brüder Mannesmann Nederland B.V., Doetinchem/Netherlands	100	329
CoCaCo Trading GmbH, Remscheid	100	1.559
Fernando Esser & Cia. GmbH, Remscheid	100	64
Corneta Export GmbH, Remscheid	100	26
Schwietzke Armaturen GmbH, Bottrop	100	4.000
CEA Chemie- und Energie-Armaturen GmbH, Ludwigshafen	100	430
Brüder Mannesmann Grundbesitz GmbH, Remscheid	100	126
Not fully-consolidated subsidiaries	Share of capital in %	Equity in € thou
Chronos Technologie AG, Remscheid	100	1.030
Companies valued at equity	Share of capital in %	Equity in € thou
OOO Mannesmann Instrument, Moscow/Russia	50	-1.191

Consolidation principles

The single-entity financial statements of the companies included in consolidation are reconciled to uniform, consolidation-ready financial statements in accordance with International Financial Reporting Standards (IFRSs).

The single-entity financial statements of the companies included in consolidation are prepared to the same reporting date as the consolidated financial statements.

The initial consolidation of the companies included in consolidation prior to 1 January 2004 was performed on the basis of the purchase method set out in section 301 (1) no. 1 of the HGB. Under this method, the Group's interest in the shareholders' equity of a consolidated subsidiary is offset against the carrying amount of the investment at the acquisition date. Any remaining excess after the allocation of hidden reserves and liabilities is recognised as goodwill from capital consolidation and amortised on a straight-line basis over the economic life of the respective investment.

Following the initial application of IFRS 3 (Business Combinations), the straight-line amortisation of goodwill was discontinued with effect from 1 January 2004. Since this date, goodwill has been regularly tested for impairment at least once a year, with the carrying amount written down to the recoverable amount as necessary. No impairment losses were recognised in the year under review.

Intragroup profits and losses are eliminated. Intragroup revenues, expenses and income, receivables, liabilities and provisions are consolidated. Deferred taxes are recognised for consolidation adjustments in accordance with IAS 12 (Income Taxes).

Currency translation

As the euro is the functional currency of all the companies included in consolidation, no single-entity financial statements were required to be translated.

Foreign currency transactions in the single-entity financial statements of Group companies are translated in accordance with IAS 21 (The Effects of Changes in Foreign Exchange Rates) at the applicable exchange rate at the transaction date. Monetary assets and liabilities whose values are stated in a foreign currency are translated at the closing rate on the balance sheet date. The resulting exchange rate gains and losses are recognised in profit and loss.

2.2. Application of new accounting policies

New standards and interpretations which have not yet been applied

The following Standards and Interpretations, though published by December 31, 2010, did not require application as of such date or were not yet endorsed as of European law. The early-application was not exercised for 2010:

	Published	Endorsed by the EU	To be applied as from	Significant effects
New Standard, not yet endorsed by the EU:				
IFRS 9 Financial Instruments	November 2009	–	–	Effects of IFRS 9 on financial statements not yet finally assessed
Amended Standards, endorsed by the EU:				
IAS 24 Related Party Disclosure	November 2009	19.07.2010	GJ 2011	None expected
IFRS 1 Limited Exemption from Comparative IFRS 7 Disclosure for First-time Adopters	January 2010	30.06.2010	GJ 2011	None expected
IAS 32 Financial Instruments: Presentation	October 2009	23.12.2009	GJ 2011	None expected
Improvements to IFRSs (Issued by IASB in May 2010)	May 2010	18.02.2011	GJ 2011	None expected
Amended Standards, not yet endorsed by the EU:				
Amendments to IFRS 7 Financial Instruments: Disclosures (Issued 7 October 2010)	October 2010	–	–	None expected
Deferred tax: Recovery of Underlying Assets (Amendments to IAS 12)	Dezember 2010	–	-	None expected
Severe Hyperinflation and Removal of Fixed Dates for First-Time Adopters (Amendments to IFRS 1)	Dezember 2010	–	–	None expected
New Interpretation, endorsed by the EU:				
IFRIC 19 Extinguishing Financial Liabilities with Equity Instruments	November 2009	23.07.2010	GJ 2011	None expected
Amended Interpretation, endorsed by the EU:				
IFRIC 14 Prepayments of a Minimum Funding Requirement	November 2009	19.07.2010	GJ 2011	None expected

First-time application of Standards/Interpretations

Application in fiscal 2010 of the following revised or amended Standards/Interpretations for the first time:

	Published	Enorsed by the EU	To be applied as from	Significant effects
Amended Standards:				
IFRS 1 First-Time Adoption of IFRS - Additional Exemptions for First-Time Users	July 2009	23.06.2010	GJ 2010	None
IFRS 2 Share-Based Payment - Group Cash-Settled Share-Based Payment Transactions	June 2009	23.03.2010	GJ 2010	None
Improvements to IFRS	April 2009	23.03.2010	GJ 2010	None
IFRS 1 First-Time Adoption of IFRS	November 2008	25.11.2009	GJ 2010	None
IAS 39 Financial Instruments: Recognition and Measurement - Qualifying underlyings	November 2008	15.09.2009	GJ 2010	None
IFRS 3 Business Combinations	January 2008	03.06.2009	GJ 2010	None
IAS 27 Consolidated an Separate Financial Statements	January 2008	03.06.2009	GJ 2010	None
New Interpretation:				
IFRIC 17 Distributions of Noncash Assets to Owners	November 2008	26.11.2009	GJ 2010	None

2.3. Assumptions and estimates

The preparation of the consolidated financial statements requires the application of certain assumptions and estimates affecting the amount and classification of assets, liabilities, income, expenses and contingent liabilities. The actual amounts may deviate from these assumptions and estimates. In the event of a change in the original basis of an assumption or estimate, the resulting change in the value of the affected item is recognised in income.

The main areas in which assumptions and estimates are applied include the determination of the useful lives of non-current assets, the calculation of discounted cash flows for the purposes of impairment testing and the measurement of interest optimisation transactions, the calculation of the fair values of derivative financial instruments, the recognition of deferred tax assets from tax loss carryforwards, the recognition of provisions for employee benefits and uncertain obligations, the recognition of onerous contracts and the measurement of inventories.

2.4. Summary of significant accounting policies

Intangible assets

Goodwill from capital consolidation is recognised in accordance with IFRS 3 and regularly tested for impairment at least once a year, and more often if there is evidence of impairment. The carrying amount of goodwill is written down to the recoverable amount as necessary. For the purpose of impairment testing, goodwill is allocated to the cash-generating units tools (€2,497 thousand) and valves (€1,348 thousand). To measure the value, expected future cash flows are discounted at a factor of 8.8% or 9% before taxes (previous year: 8.8% and 9%). The expected cash flows are based on company planning. The detailed planning period covers three years.

Other intangible assets are carried at cost and amortised pro rate temporis over their estimated useful life. An impairment loss is recognised for any impairment in excess of amortisation. Impairment losses are reversed if the reasons for their recognition no longer exist. The useful lives of intangible assets are between three and 15 years.

Property, plant and equipment

Property, plant and equipment is carried at cost less straight-line depreciation and any impairment losses.

The following useful lives for property, plant and equipment are applied throughout the Group:

- Buildings, including buildings on third-party land: 8-60 years
- Technical equipment and machinery: 2-15 years
- Other equipment, office and operating equipment: 2-15 years

In accordance with IAS 17 (Leases) in conjunction with IFRIC 4, the beneficial ownership of leased assets accrues to the lessee if substantially all of the risks and rewards incidental to the asset are also transferred to the lessee (finance leases).

The Group did not have any leases meeting this definition in the year under review. All of the Group's leases were classified as operating leases, with the corresponding lease instalments expensed as incurred.

Investment property

IAS 40 (Investment Property) defines investment property as property held to earn rentals or for capital appreciation or both. Investment property is carried at fair value.

The fair value of investment property is calculated by an independent expert on the basis of the capitalised income value, taking into account all aspects of the property market.

Financial investments valued at equity

Shares in joint ventures are valued at equity. Capital consolidation of shareholdings measured at equity is performed based on the same principles as full consolidation. The carrying amount is raised or lowered each year by the pro rata results, dividends paid out or other equity changes. Pro-rata losses are recognised in the carrying amount, which is why the carrying amount is € 0 thousand as of the balance sheet date.

Financial instruments

Financial assets and liabilities are recognised in accordance with IAS 39 (Financial Instruments: Recognition and Measurement).

Financial assets are broken down into the following categories:

- Financial assets at fair value through profit or loss
- Loans and receivables
- Financial assets held to maturity
- Available-for-sale financial assets

Financial liabilities are broken down into the following categories:

- Financial liabilities at fair value through profit or loss
- Financial liabilities carried at amortised cost

At the balance sheet date, the Brüder Mannesmann Group did not hold any financial assets classified as held to maturity.

The purchase and sale of financial instruments in arm's length transactions is recognised at the settlement date, i.e. the date on which the asset is delivered to or by the Brüder Mannesmann Group. Financial assets and liabilities are not generally offset unless the Group has a current right to offset the respective amounts and intends to settle them on a net basis.

On initial recognition, financial assets and liabilities are measured at fair value. Subsequent measurement is performed on the basis of the IAS 39 categories to which the respective items are allocated.

Financial assets include both primary and derivative financial instruments.

Financial instruments are carried at amortised cost (calculated in accordance with the effective interest method) or fair value. They are derecognised when the right to receive payments from the instruments expire or are transferred and the Brüder Mannesmann Group transfers significantly all the risks and rewards incidental to ownership. The amortised cost of a financial asset or liability is the amount applied on initial recognition less

- any repayments and
- impairment losses or allowances for uncollectability, and
- the cumulative allocation of any differences between the original amount and the amount repayable on maturity (e.g. premiums).

Premiums are calculated over the term of the financial asset or liability using the effective interest method.

The amortised cost of current receivables and liabilities generally corresponds to their notional or settlement amount.

The fair value of a financial instrument generally corresponds to its market value or quoted price. If no active market exists for a financial instrument, the fair value is calculated using recognised investment techniques, e.g. by discounting the estimated future cash flows using the applicable discount rate, and examined by obtaining confirmations from the banks responsible for settling the respective transactions.

Financial assets are examined for objective evidence of impairment at each balance sheet date.

Non-current financial assets

Non-current financial assets contain long term security investments and loans to an associated company. As there is no market for these instruments and their fair values cannot be reliably determined without an unreasonable degree of cost and effort, the former is carried at original cost. If there is evidence that the fair value of a non-current financial asset is lower than its carrying amount, the carrying amount is written down to fair value accordingly. The loans are also recognised at original cost.

Deferred tax assets and liabilities

Determination of deferred tax assets is made in compliance with IAS 12. Temporary differences between the carrying amounts of assets and liabilities in the consolidated financial statements and the tax base are recognised in the amount of the probable future tax benefits and expenses. The expected tax savings from the future utilisation of tax loss carryforwards are capitalised. Deferred tax assets from deductible temporary differences and tax loss carryforwards are recognised at the amount in which it is reasonably certain that sufficient taxable income will be generated to realise the corresponding benefits.

Inventories

In accordance with IAS 2 (Inventories), inventories are defined as assets held for sale in the ordinary course of business (goods) and consumed in providing services (raw materials and supplies).

Goods classified as inventories are initially carried at cost, which is determined in accordance with the weighted average cost method. At subsequent reporting dates, goods are carried at the lower of cost and net realisable value. Specific valuation allowances are recognised for goods if the proceeds on their sale are expected to be lower than their carrying amount. Net realisable value is defined as the expected selling price less the direct selling expenses attributable to the goods up until their sale.

Trade receivables

Trade receivables are classified as loans and receivables in accordance with IAS 39 and carried at amortised cost.

Doubtful receivables are carried at the lower recoverable amount.

Other receivables and other assets

The assets reported in other receivables and other assets that are required to be classified as loans and receivables in accordance with IAS 39 are carried at amortised cost.

Other assets include derivative financial instruments, which are measured at fair value in accordance with IAS 39.

Prepaid expenses include transitional deferrals. Prepaid expenses with a remaining term of more than one year are reported in non-current assets (other non-current assets).

Cash and cash equivalents, current tax assets and other securities

Cash and cash equivalents are composed of checks, cash in hand and bank balances with a term of three months or less, and are carried at the respective nominal amounts.

Current tax assets relate to income tax receivables from tax authorities.

With the securities, shares were classified to the trading portfolio and carried at fair value in accordance with IAS 39. On account of the embedded derivative certificates have been assigned to the fair value option category to reduce complexity and are recognised in the income statement at fair value. Fair value changes are reported under net finance costs. Other securities are classified as available for sales and carried at fair value.

Provisions

In accordance with IAS 19 (Employee Benefits), the actuarial valuation of pension provisions is performed using the projected unit credit method for defined benefit obligations. This includes current and future pension claims at the balance sheet date and expected future salary and pension increases. In accordance with the corridor method, actuarial gains and losses at the end of the year are only recognised if they fall outside a range of 10 % of the amount of the obligation. Any such actuarial gains or losses are distributed across the average remaining working life of the respective beneficiaries and recognised in income. In accordance with IAS 19, past service cost for vested new benefits and changes in pension plans are recognised in income immediately.

Other provisions are recognised in accordance with IAS 37 if the Group has a legal or constructive obligation to a third party resulting from a past transaction or event that is likely to result in an outflow of benefits that can be reliably determined. Provisions are carried at the expected settlement amount, taking into account all identifiable risks.

Liabilities

In accordance with IAS 39, financial liabilities are carried at amortised cost using the effective interest method.

Trade payables are carried at amortised cost.

Other liabilities are carried at their settlement amount, unless they are required to be measured at fair value in accordance with IAS 39.

Income and expenses

Revenues and other operating income are recognised only when the significant risks and rewards incidental to ownership of the goods are transferred to the customer.

Operating expenses are recognised when the respective services are utilised or when the event giving rise to the expenses occurs.

Borrowing costs are expensed in the period in which they are incurred as set out in IAS 23. In the financial year, no borrowing costs were recognised for the production of qualifying assets.

3. Disclosures on the consolidated balance sheet

3.1. Intangible assets

Schedule of intangible assets	Goodwill	Other intangible assets	Total
Cost			
As of 01.01.2009	3,845	3,050	6,895
Additions	0	6	6
Disposals	0	0	0
As of 31.12.2009	3,845	3,056	6,901
As of 01.01.2010	3,845	3,056	6,901
Additions	0	7	7
Disposals	0	0	0
As of 31.12.2010	3,845	3,063	6,908
Cumulated depreciation			
As of 01.01.2009	0	2,592	2,592
Depreciation	0	138	138
Reversals	0	-103	-103
As of 31.12.2009	0	2,627	2,627
As of 01.01.2010	0	2,627	2,627
Depreciation	0	126	126
Reversals	0	0	0
As of 31.12.2010	0	2,753	2,753
Carrying amount			
01.01.2009	3,845	458	4,303
31.12.2009	3,845	429	4,274
01.01.2010	3,845	429	4,274
31.12.2010	3,845	310	4,155

Goodwill consists of goodwill from capital consolidation and relates to the carrying amounts of the following cash-generating units:

in TEUR	31.12.2010	31.12.2009
Tools segment	2,497	2,497
Valves segment	1,348	1,348
	3,845	3,845

The impairment test performed for goodwill has confirmed the carrying amount previously set.

Rights to company names and software licences are reported in other intangible assets.

3.2. Property, plant and equipment

Schedule of property, plant and equipment in TEUR	Land and buildings	Technical equipment and machinery	Other plant and equipment	Advance payments	Total
Cost					
As of 01.01.2009	9,651	36	1,612	16	11,315
Additions	281	6	40	374	701
Disposals	0	0	-53	0	-53
As of 31.12.2009	9,932	42	1,599	390	11,963
As of 01.01.2010	9,932	42	1,599	390	11,963
- Additions	746	128	152	0	1,026
- Disposals	0	0	-55	0	-55
- Reclassification	390	0	0	-390	0
- Additions from the investment property portfolio	1,919	0	0	0	1,919
- Disposals from the investment property portfolio	-343	0	0	0	-343
As of 31.12.2010	12,644	170	1,696	0	14,510
Cumulated depreciation					
As of 01.01.2009	2,903	24	1,351	0	4,278
Depreciation	150	6	80	0	236
Disposals	0	0	-31	0	-31
As of 31.12.2009	3,053	30	1,400	0	4,483
As of 01.01.2010	3,053	30	1,400	0	4,483
Depreciation	174	5	87	0	266
Disposals	0	0	-31	0	-31
Disposals due to transfers in the investment property portfolio	-66	0	0	0	-66
As of 31.12.2010	3,161	35	1,456	0	4,652
Carrying amount					
01.01.2009	6,748	12	261	16	7,037
31.12.2009	6,879	12	199	390	7,480
01.01.2010	6,879	12	199	390	7,480
31.12.2010	9,483	135	240	0	9,858

The group has concluded sale-and-leaseback agreements that qualify as finance leases for movable property, plant and equipment and intangible assets. The related assets are balanced unvaried because the beneficial ownership has not changed.

The Group has transferred owner occupied land and buildings totalling €9,483 thousand as real estate liens to secure a loan.

3.3. Als Finanzinvestitionen gehaltene Immobilien

Investment property is carried at fair value in accordance with IAS 40. At 31 December 2010, this item totalled €6,774 thousand (previous year: €8,377 thousand). Valuation was performed by an independent expert on the basis of the capitalised income value, taking into account all aspects of the property market.

The Group has transferred all its investment property as real estate liens to secure a loan.

All the investment property held by the Group is let under the terms of a rental agreement. The resulting rental income amounted to €343 thousand in the year under review (previous year: €423 thousand). The expenses relating directly to investment property amounted to €5 thousand (previous year: €12 thousand).

In the last financial year, as a result of changes in use there were additions and disposals in the portfolio of owner-occupied property. The changes in the fair value are presented in the reconciliation account below.

Reconciliation account

in TEUR	2010	2009
Fair value on 1 January	8,377	8,377
Disposals due to transfers to the portfolio of owner-occupied property	-1,919	0
Additions due to transfers from the portfolio of owner-occupied property	+277	0
Change in the fair value	+39	0
Fair value on 31 December	6,774	8,377

3.4. Financial assets

in TEUR	Shares in affiliated companies	Loans due from affiliated companies	Participation in associated companies	Other equity investments	Loans due from associated companies	Long term security investment	Total
Cost							
As of 01.01.2009	623	160	0	21	0	1,451	2,255
Additions	0	599	0	0	66	688	1,353
Disposals	-8	0	0	0	0	-1,451	-1,459
Reclassification	-9	-759	9	0	759	0	0
As of 31.12.2009	606	0	9	21	825	688	2,149
As of 01.01.2010	606	0	9	21	825	688	2,149
- Additions	0	0	0	0	967	0	967
- Disposals	0	0	0	0	0	-688	-688
As of 31.12.2010	606	0	9	21	1,792	0	2,428
Cumulated depreciation							
As of 01.01.2009	0	0	0	0	0	678	678
Depreciation	0	0	9	0	0	0	9
Disposals	0	0	0	0	0	-678	-678
As of 31.12.2009	0	0	9	0	0	0	9
As of 01.01.2010	0	0	9	0	0	0	9
Depreciation	0	0	0	0	0	0	0
Disposals	0	0	0	0	0	0	0
As of 31.12.2010	0	0	9	0	0	0	9
Carrying value							
01.01.2009	623	160	0	21	0	773	1,577
31.12.2009	606	0	0	21	825	688	2,140
01.01.2010	606	0	0	21	825	688	2,140
31.12.2010	606	0	0	21	1,792	0	2,419

3.5. Deferred tax assets

Deferred tax assets are composed as follows:

in TEUR	31.12.2010	31.12.2009
Deferred tax assets from tax loss carryforwards	1,313	1,251
Deferred taxes from timing differences	1,003	804
Deferred taxes from derivative financial instruments	257	104
Deferred taxes from consolidation adjustments	16	18
	2,589	2,177

Deferred tax assets were recognised for tax loss carryforwards to the extent that they are expected to be utilised. In the year under review, €62 thousand deferred tax assets from tax loss carryforwards were transferred (previous year: transfers of €76 thousand).

As of 31 December 2010, the Group had accumulated losses brought forward from corporate tax of €6,409 thousand (previous year €5,900 thousand) and accumulated losses brought forward from trade tax of €1,913 thousand (previous year €2,031 thousand). There are no deferred tax assets on the foreign loss carryforwards of €214 thousand.

Deferred tax assets also include timing differences relating to consolidation adjustments and timing differences arising from valuation differences at Group companies in accordance with IFRSs.

3.6. Other non-current assets

Other non-current assets relate to prepaid expenses with a remaining term of more than one year in the amount of €86 thousand (previous year: €137 thousand).

3.7. Inventories

The inventories reported by the Brüder Mannesmann Group in the amount of €13,561 thousand (previous year: €11,542 thousand) primarily relate to merchandise.

To secure loans granted the Group has assigned merchandise with a carrying amount of €2,356 thousand (previous year: €1,475 thousand).

3.8. Trade receivables

Write-downs of €340 thousand (previous year: €42 thousand) were recognised for trade receivables that are expected to be uncollectible. The carrying amounts of trade receivables are roughly approximate to their fair values.

To secure loans granted the Group has assigned trade receivable with a carrying amount of €6,795 thousand (previous year: €3,881 thousand).

Changes in valuation allowances on capitalised financial instruments in TEUR	Trade receivables	Other Assets
Balance at 31 Dec. 2008 / 1 Jan. 2009	53	21
Utilisation	0	0
Addition / Reversal	86	0
Balance at 31 Dec. 2009 / 1 Jan. 2010	139	21
Utilisation	0	0
Addition / Reversal	93	0
As at 31 Dec. 2010	232	21

The Group also had trade receivables that were past due as of 31 December but for which no valuation allowances were recognised. These items were composed as follows:

in TEUR	31.12.2010	31.12.2009
1-30 days opast due	1,060	1,218
31-60 past due	486	353
61-90 past due	641	139
More than 90 past due	334	941

Receivables that are past due by 1-30 days do not generally lead to default, as the delays in payment are primarily due to temporary posting differences. Based on past experience, the recognition of valuation allowances on receivables that are past due for more than 30 days is generally also not necessary, as the delays primarily relate to export customs and the receivables are usually settled in full.

3.9. Other receivables and other assets

Other receivables and other assets are composed as follows:

in TEUR	31.12.2010	31.12.2009
Amounts due from group companies	656	112
Miscellaneous derivative financial instruments	353	435
Prepaid expenses	69	156
Creditors with debit balances and bonus credits	515	280
Loan receivables	2.900	53
Receivables from tax authorities	86	6
Miscellaneous	77	267
	4.656	1.309

3.10. Assets for current tax

Current tax assets amounted to €57 thousand (previous year: €82 thousand) and related to prepayments of taxes.

3.11. Investments

This item includes units in a money market fund, shares in companies listed on the DAX and a discount certificate on a DAX security. At 31 December 2010, the fair value was €2,092 thousand (previous year €1,303 thousand).

3.12. Cash and cash equivalents

Cash and cash equivalents, which are composed of checks, cash in hand and bank balances, amounted to €9,083 thousand at the balance sheet date (previous year: €14,229 thousand).

3.13. Share capital

Share capital

As of 31 December 2010, the Company's share capital amounted to €9,000 thousand (previous year: €9,000 thousand), consisting of 3,000,000 no par value bearer shares.

Authorised capital

By way of resolution of the Annual General Meeting on 30 August 2007, the Board of Management is authorised, with the approval of the Supervisory Board, to increase the share capital by up to €4,500 thousand against cash and/or non-cash contributions on one or more occasions until 29 August 2012 by issuing new, no-par value bearer shares.

Contingent capital

By way of resolution of the Annual General Meeting on 27 August 2009, the share capital was contingently increased by up to €4,500 thousand through the issue of up to 1,500,000 new no-par value bearer shares. The contingent capital increase serves to grant rights to the holders of the options and convertible profit participation certificates issued by the company by 26 August 2014 or to fulfil the obligation to convert convertible profit participation certificates or convertible bonds to be issued by the company by 30 April 2014. No profit participation certificates, convertible profit participation certificates or convertible bonds had been issued as of 31 December 2010.

3.14. Reserves

The premium from the capital increase is posted as capital reserves.

Other revenue reserves include the Group's interest in the undistributed profits of the companies included in consolidation, to the extent that they were generated during the companies' membership of the Group. As in the previous year, no profits were distributed in the year under review.

The composition and development of shareholders' equity are presented in the statement of changes in equity.

3.15. Capital management

In its capital management activities, Brüder Mannesmann Aktiengesellschaft observes the statutory requirements on capital maintenance. The aim of the Group's capital management activities is to ensure the continued existence of the Company and an adequate return on equity.

Capital is monitored on the basis of the ratio of net debt to economic equity. Net debt is defined as liabilities less cash and cash equivalents, securities and current tax assets, while economic equity is defined as the shareholders' equity recognised on the face of the balance sheet plus subordinated loans.

in TEUR	31.12.2010	31.12.2009
Liabilities	42,136	37,842
Cash and cash equivalents, securities and current tax assets	-11,232	-15,614
Net debt	30,904	22,228
Equity	6,808	7,951
Mezzanine subordinate loans	17,248	17,148
Economic equity	24,056	25,099
Ratio (debt/equity)	1.28	0.89

3.16. Employee benefits

The occupational pensions provided by Brüder Mannesmann Aktiengesellschaft are primarily based on direct defined benefit commitments. The amount of these commitments varies depending on the remuneration and length of service of the respective employee (defined benefit plans).

Obligations resulting from pension plans are calculated on an annual basis by independent valuers using the projected unit credit method set out in IAS 19.

The key assumptions are:

in percent	2010	2009
Discount rate	5.02	5.51
Future salary increases	2.0-3.0	2.0-3.0
Future pension increases	1.5-3.0	1.5-3.0

Biometric mortality rates were calculated on the basis of the 2005 G mortality tables compiled by Dr. Klaus Heubeck.

Actuarial gains and losses falling outside a range of 10% of the amount of the gross pension obligation are amortised over the average term of the obligations.

Pension provisions developed as follows in the year under review:

Pension provisions in TEUR	2010	2009
Pension provisions on 1 January	10,890	9,848
Retirement benefit expenses	1,271	1,042
Pension provisions on 31 December	12,161	10,890

The obligations recognised in the balance sheet are derived as follows:

in TEUR	31.12.2010	31.12.2009
Present value of defined benefit obligation	11,970	10,243
Actuarial gains/losses not to be considered	191	647
Balance sheet provision	12,161	10,890

The following retirement benefit expenses are included in the staff costs reported in the consolidated income statement:

in TEUR	2010	2009
Service cost	293	248
Interest cost	574	520
Repayment of actuarial gains/losses	0	-6
Repayment of past service cost	605	489
Retirement benefits paid	-175	-177
Settlements	-26	-32
Net pension expenses	1,271	1,042

The past service cost primarily resulted in an adjustment in pension plans. The measures were necessary to guarantee appropriate benefits.

The present value of the defined benefit obligation developed as follows:

in TEUR	2010	2009
Present value of defined benefit obligation on 1 Jan,	10,243	9,165
Current service cost	293	248
Interest cost	574	520
Actuarial (gains)/losses	456	30
Benefits paid	-175	-177
Past service cost	605	489
Settlements	-26	-32
Present value of defined benefit obligation on 31 Dec,	11,970	10,243

The financing status of the obligations is as follows:

in TEUR	31.12.2010	31.12.2009	31.12.2008	31.12.2007	31.12.2006
Present value of defined benefit obligation	11,970	10,243	9,165	7,589	7,806
Plan assets	0	0	0	0	0
Financing status	11,970	10,243	9,165	7,589	7,806
Experience adjustments (%)	2.0	1.2	0.9	2.3	-2.9

3.17. Other provisions

The composition and development of other provisions is as follows:

in TEUR	Opening balance as at 01.01.2010	Used financial year	Reversed financial year	Addition financial year	Closing balance as at 31.12.2010
Provisions for bonuses and personnel expenses	187	-173	-4	187	197
Provisions for other uncertain liabilities	553	-266	-5	243	525
Total provisions	740	-439	-9	430	722
	Opening balance as at 01.01.2009	Used financial year	Reversed financial year	Addition financial year	Closing balance as at 31.12.2009
Provisions for bonuses and personnel expenses	248	-212	-16	167	187
Provisions for other uncertain liabilities	646	-499	0	406	553
Total provisions	894	-711	-16	573	740

Personnel provisions are largely recognised for holiday pay and contributions to the employers' liability insurance association. Provisions for other uncertain liabilities primarily relate to provisions for insurance premiums, year-end closing costs, advertising cost subsidies and warranties.

3.18. Financial liabilities

Financial liabilities are composed as follows:

Non-current financial liabilities in TEUR	31.12.2010	31.12.2009
Mezzanine subordinate loans	17,248	17,148
Bank loans	13,173	13,462
	30,421	30,610

Non-current liabilities with a term to maturity of more than five years totalled €9,799 thousand (previous year: €10,131 thousand).

Current financial liabilities:

Current financial liabilities in TEUR	31.12.2010	31.12.2009
Portion of non-current bank loans to be repaid in the next year	944	905
Bank overdrafts	486	139
	1,430	1,044

In 2010, the weighted average interest rate for financial liabilities was 6.7% (previous year: 7.2%).

Financial liabilities of €14,120 thousand (previous year: €14,838 thousand) are secured by way of liens, land charges, the assignment of receivables and the assignment of inventories.

3.19. Other liabilities

Other non-current liabilities

The other non-current liabilities of €3,908 thousand (previous year: €3,764 thousand) include pension obligations and obligations from sale-and-leaseback loans. Of this figure, €0 thousand had a term of more than five years (previous year: €254 thousand).

Other current liabilities

The other current financial liabilities are composed as follows:

Other current liabilities in TEUR	31.12.2010	31.12.2009
Derivative financial instruments	517	194
Debitors with credit balances	289	198
Liabilities to tax authorities	699	695
Pension obligations	147	107
Commissions	64	59
Payments received on account of orders	256	22
Miscellaneous	245	616
	2,217	1,891

3.20. Deferred tax liabilities

Deferred tax liabilities of €645 thousand (previous year: €508 thousand) include the timing differences between the carrying amounts in the consolidated financial statements and the tax base, which are due to IFRS valuation differences.

In accordance with IAS 1 (revised 2007), deferred tax liabilities are reported as non-current liabilities irrespective of their maturity.

3.21. Trade liabilities

Trade liabilities amounted to €7,880 thousand (previous year: €5,627 thousand). They are carried at fair value.

3.22. Current income tax liabilities

Current income tax liabilities amounted to €0 thousand in the year under review (previous year: €6 thousand)..

4. Disclosures on the consolidated income statement

4.1. Sales revenue

The Group's external revenue is composed as follows:

in TEUR	2010	2009
Domestic	47,050	44,302
European Union	11,804	11,580
Other international	6,785	6,465
	65,639	62,347

4.2. Other operating income

Other operating income is composed as follows:

in TEUR	2010	2009
Exchange rate gains and gains on hedges	116	539
Income from vehicle use	181	199
Del credere	100	88
Income from the reversal of provisions and writedowns	25	17
Income from the disposal of intangible assets and property, plant and equipment	4	1
Income from the disposal of financial assets	270	380
Income from claims for damage	15	30
Miscellaneous	345	632
	1,056	1,886

4.3. Personnel expenses

The Brüder Mannesmann Group employed an average of 126 people in the 2010 financial year (previous year: 132). Part-time employees are included in accordance with the economic concept.

	2010	2009
Hourly workers	21	24
Salaried employees	105	108
	126	132
Trainees and apprentices	3	4

4.4. Other operating expenses

Other operating expenses are composed as follows:

Other operating expenses in TEUR	2010	2009
Selling expenses	2,794	2,588
Hedging expenses	176	655
Travel, entertainment and corporate hospitality expenses	823	924
Expenses for Project Moscow	244	451
Purchased services, consulting and legal services	674	618
Rental and lease expenses	845	812
Insurance and telecommunications expenses	644	656
Maintenance, cleaning and waste disposal expenses	255	202
Money market and capital market transaction costs	203	164
Pension obligations	147	146
Miscellaneous	924	850
	7,729	8,066

4.5. Financial result

Net finance costs are composed as follows:

Financial result in TEUR	2010	2009
Income from equity holdings	0	-9
Income from other investments	10	12
Income from other securities	13	134
Other interest and similar income	911	1,098
Write-downs of securities	-258	0
Interest and similar expenses	-3,785	-3,704
	-3,109	-2,469

As of 31 December 2010, assets of the associated company OOO Mannesmann Instrument carried at equity totalled €0.7 million, with liabilities of €1.9 million. For 2010, the pro rata losses to be classified as start-up losses amounted to €0.3 million and €0.6 million on an accumulated basis. As of 31 December 2010, the share of losses recognised totalled €9 thousand

4.6. Income taxes

This item is composed as follows:

in TEUR	2010	2009
Current tax expense inside Germany (of which prior-period)	-1 (-1)	-16 (-16)
Current tax income outside Germany	0	16
Deferred tax expenses (of which prior-period)	-482 (-21)	-1,081 (-76)
Deferred tax income (of which prior-period)	+757 (0)	+701 (0)
	274	-380

The overall tax expense (previous year: income) from current and deferred income taxes is derived from the Group's pre-tax profit as follows:

in TEUR	2010	2009
Earnings before tax	-1,417	444
Expected income tax expense/income (based on a Group income tax rate of 31.5 %)	446	-140
Reconciliation:		
Differences in foreign tax rates	-39	-36
Tax component for:		
Tax-free income and non-tax deductible expenses	-102	-100
Other	-9	-12
Prior-period tax income/expense	-22	-92
Reported tax income/expense	274	-380

4.7. Earnings per share

Earnings per share are calculated on the basis of the net profit/loss for the period and the number of shares outstanding (which remained unchanged at 3,000,000 in both years).

There are no dilutive options. Therefore, diluted and basic earnings per share are identical.

5. Segmentberichterstattung nach Geschäftsbereichen und Regionen

Segment reporting was prepared in accordance with IFRS 8 (Operating Segment). IFRS 8 replaces IAS 14 for the financial years beginning on or after 1 January 2009. Reflecting the Group's internal reporting structure, the figures contained in the annual financial statements are broken down into the Tools, Valves and Land segments. The Tools segment sells hand tools, electrical tools and garden tools.

in TEUR	Tools 31.12.2010	Valves 31.12.2010	Land 31.12.2010	Reconciliation 31.12.2010	Group 31.12.2010
Revenue with third parties	34,082	31,101	456	0	65,639
Revenue with other segments	0	0	742	-742	0
Total revenues	34,082	31,101	1,198	-742	65,639
Revenues by region					
Germany	17,488	29,106	456	0	47,050
Outside Germany	16,594	1,995	0	0	18,589
Of which EU	9,976	1,828	0	0	11,804
EBITDA	1,309	893	812	-929	2,085
Depreciation	-177	-131	-102	17	-393
Ertragsteuern EBIT	1,132	762	710	-912	1,692
Result from equity investments					0
Financial income					934
Financial expenses					-4,043
EBT (earnings before tax)					-1,417
Income taxes					274
Net consolidated income					-1,143
Assets	27,858	12,774	13,324	12,236	66,192
Liabilities	15,174	3,960	254	39,996	59,384
Investments in assets	50	975	0	8	1,033
Non-cash expenses excluding depreciation	-621	-21	0	-844	-1,486
Number of employees (average figure for the year without trainees)	64	57	0	5	126

Breakdown by segments is in line with the internal reporting structure and covers the segments Tools, Valves and Land. Segment assets, segment liabilities and segment investments occur entirely in Germany.

The Valves segment sells valves for industrial und technical applications, while the Land segment acts as a rental company for the properties held by the Group. Transactions between the Tools and Valves segments are generally not performed and, if so, are taken up at standard market conditions.

Segment information is based on the same accounting methods as the Group financial statements. Investments relate to intangible assets and property, plant and equipment Non-cash items relate chiefly to changes in provisions. The Reconciliation column contains the consolidation and the holding, Brüder Mannesmann AG, which is not assigned to any segment.

	Tools 31.12.2009	Valves 31.12.2009	Land 31.12.2009	Reconciliation 31.12.2009	Group 31.12.2009	
	32,137	29,682	528	0	62,347	
	0	0	612	-612	0	
	32,137	29,682	1,140	-612	62,347	
	16,155	27,619	528	0	44,302	
	15,982	2,063	0	0	18,045	
	9,780	1,800	0	0	11,580	
	1,735	1,963	767	-1,178	3,287	
	-187	-116	-87	16	-374	
	1,548	1,847	680	-1,162	2,913	
					-9	
					1,244	
					-3,704	
					444	
					-380	
					64	
	29,927	10,208	13,275	9,531	62,941	
	15,061	3,924	106	35,899	54,990	
	10	687	0	10	707	
	-1,097	0	0	-683	-1,780	
	70	57	0	5	132	

6. Supplementary information

6.1. Financial instruments

Carrying amounts of financial assets and liabilities (classified by IAS 39 category):

in TEUR	2010	2009
Financial assets		
Loans and receivables		
Financial assets	1,792	825
Trade receivables	10,862	9,891
Other receivables and other assets	4,303	1,005
Cash and cash equivalents	9,083	14,229
Available-for-sale financial assets		
Financial assets	627	627
Investments	1,006	1,004
Fair value option		
Financial assets	0	688
Investments	269	299
Derivative financial instruments	353	435
Derivative financial instruments (in Other assets)	817	0
	29,112	29,003
Financial liabilities		
Financial liabilities carried at amortised cost		
Mezzanine subordinate loans and Financial liabilities	31,851	31,654
Trade liabilities	7,880	5,627
Other liabilities and provisions	5,631	5,650
Trade payables		
Derivative financial instruments (in Other liabilities)	517	194
	45,879	43,125

Carrying amounts and fair values of financial assets and liabilities carried at cost or amortised cost:

in TEUR	2010 Carrying amount	2010 Fair value	2009 Carrying amount	2009 Fair value
Financial assets				
Non-current financial assets*	2,505	2,505	1,589	1,589
Trade receivables	10,862	10,862	9,891	9,891
Other receivables	4,217	4,217	868	868
Cash and cash equivalents	9,272	9,272	15,233	15,233
	26,856	26,856	27,581	27,581
Financial liabilities				
Mezzanine subordinate loans	17,248	17,248	17,148	17,148
Non-current financial liabilities	13,173	13,173	13,462	13,462
Current financial liabilities	1,430	1,430	1,044	1,044
Trade payables	7,880	7,880	5,627	5,627
Other liabilities	5,631	5,631	5,650	5,650
	45,362	45,362	42,931	42,931

* This item includes available-for-sale financial assets carried at cost as their fair value cannot be reliably determined.

Net gains/losses on financial instruments (classified by IAS 39 category):

in TEUR	2010	2009
Loans and receivables	-212	-114
Cash and cash equivalents	3	69
Available-for-sale financial assets	67	44
Fair value option	-161	872
On assets held for trading	-410	0
Financial liabilities carried at amortised cost	-2,827	-2,388
Trade payables	-107	-216
Other liabilities	-28	-312
On debt held for trading	60	67
	-3,615	-1,978

Net gains/losses on financial instruments are composed of net income/expense from interest, fair value measurement, currency translation, impairment losses and disposals.

Interest income and expense from financial instruments not measured at fair value:

in TEUR	2010	2009
Interest income	227	116
Interest expense	-2,827	-2,700
Interest income and expense	-2,600	-2,584

Impairment losses on financial assets by category:

in TEUR	2010	2009
Derivative financial instruments (at fair value through profit or loss)	-277	-396
Fair value option	-132	0
Amortised cost	-379	-129
Impairment losses	-788	-525

Impairment losses result from the fair value measurement of securities and derivative financial instruments.

Fair value hierarchy

Financial instruments reported at fair value are allocated to one of the following three valuation categories as given in IFRS 7.27A:

- Quoted prices in active markets (Level 1): This category includes financial instruments whose value can be directly observed from current prices on functioning financial markets.
- Valuation technique using observable parameters (Level 2): This category includes financial instruments for which the price itself is not observable, but the key valuation parameters are observable as market data either directly or in derived form.
- Valuation technique using non-observable parameters (Level 3): There are valuation parameters for financial instruments in this category – not only those parameters that are immaterial to calculating fair value – which are not observable.

The following table shows the carrying amount of financial instruments reported at fair value, broken down into valuation categories 1 and 2.

in TEUR	Quoted prices in active markets Level 1 31.12.2010	Valuation based on market data Level 2 31.12.2010	Total 31.12.2010	Quoted prices in active markets Level 1 31.12.2009	Valuation based on market data Level 2 31.12.2009	Total 31.12.2009
Financial assets						
Non-current financial assets	0	0	0	688		688
Current investments	2,092	0	2,092	1,303		1,303
Other assets						
Derivative financial instruments	0	353	353		435	435
Financial assets at fair value	2,092	353	2,445	1,991	435	2,426
Other current liabilities						
Derivative financial instruments	178	339	517		194	194
Fair value obligations	178	339	517	0	194	194

There are no financial instruments valued in Level 3. There were no reclassifications between Level 1 and Level 2 in 2010.

Derivative financial instruments

Brüder Mannesmann Aktiengesellschaft is exposed to exchange rate and interest rate risks in its ordinary course of business. Derivative financial instruments are used to hedge these risks in certain cases. The instruments used are currency forwards, currency swaps and interest rate caps.

The above instruments are only used if corresponding underlyings are also concluded. Exchange rate hedges relate exclusively to the US dollar (USD). The operational hedging of exchange rate risks relates to the liabilities already recognised by the Group and procurement agreements and generally covers a period of between one and four months, while strategic hedging covers a maximum period of nine months.

Furthermore, the Company conducted interest rate optimisation transactions in connection with interest rate risks in the form of interest rate swaps and currency options. Irrespective of their intended purpose, derivatives are carried at fair value or, if this cannot be reliably determined, on the basis of the discounted cash flow model as set out in IAS 39.A.

The ECB has an obligation to maintain monetary stability. For this reason, changes in interest rate are aligned primarily to expectations on inflation. It is assumed that until 2017 EURIBOR will move in a corridor between 1% and 5.2%. Despite the substantiated assumptions deviations are possible which can impact expected cash flows both positively and negatively. If the trend is negative, the deviations in value can also result in negative fair values.

Derivatives are reported in other assets and other liabilities on the face of the balance sheet. In the income statement, they are reported in the operating result (other operating income/other operating expenses) or net interest income, depending on the nature of the respective underlyings.

in TEUR	31.12.2010 Nominal amount	31.12.2010 Fair value	31.12.2009 Nominal amount	31.12.2009 Fair value
Exchange rate derivatives	10,930	-314	5,592	35
Interest rate derivatives	19,000	150	30,125	207

Information on the nature and extent of risks

Credit risk

On the whole, the Group is exposed to a low level of credit risk, as it has a broad-based receivables portfolio and only conducts transactions with counterparties with a good credit rating. In all cases, default risk is limited to the carrying amounts of the respective assets. Specific valuation allowances are only recognised for receivables from customers. The Group recognised specific valuation allowances of €11,092 thousand (previous year: €10,030 thousand) on its receivables portfolio before valuation allowances with a volume of €230 thousand (previous year: €139 thousand). The receivables for which specific valuation allowances have been recognised do not include any items in significant arrears.

Exchange rate risk

Exchange rate risks within the meaning of IFRS 7 arise from monetary financial instruments that are denominated in a currency other than the Group's functional currency.

If the euro had appreciated (depreciated) by 10% compared with all of the Group's foreign currency financial instruments as of 31 December 2010, net other finance costs and the fair value of the financial instruments would have been €753 thousand lower/higher (previous year: €231 thousand).

Liquidity risk

Liquidity risk describes the risk that the Company will be unable to meet its payment obligations due to insufficient funds. Brüder Mannesmann Aktiengesellschaft's liquidity is guaranteed at all times by way of liquidity forecasts for fixed periods and the available liquidity reserves and unutilised credit facilities. The following table provides an overview of the undiscounted cash flows from the interest and repayment of financial liabilities.

in TEUR	Up to 1 year	2–5 years	More than 5 years
Loans with long-term fixed interest rates	1,228	4,660	13,316
Variable-interest loans	401	574	0
Mezzanine subordinate loans	1,404	19,656	0
	3,033	24,890	13,316

Interest rate risk

In accordance with IFRS 7, interest rate risk is presented using sensitivity analyses showing the effects of changes in market interest rates on interest payments and interest income and expense.

The following assumptions are applied in preparing interest sensitivity analyses:

If market interest rates had been 100 bp higher/lower as of 31 December 2010, earnings would have been €154 thousand lower/higher (previous year: €9 thousand).

6.2. Cash flow statement

The cash flow statement shows the changes in cash and cash equivalents during the year under review as a result of cash inflows and outflows. In accordance with IAS 7 (Cash Flow Statements), these are broken down into cash flows from operating, investing and financing activities. The cash and cash equivalents reported in the cash flow statement are composed of cash in hand, checks and bank balances.

6.3. Contingent liabilities

in TEUR	31.12.2010	31.12.2009
Guarantees	79	100
Liabilities on bills	0	49

6.4. Other financial obligations

in TEUR	31.12.2010	31.12.2009
Lease instalments due within one year	513	418
Lease instalments due between 1 and 5 years	409	177
Lease instalments due in more than 5 years	0	0

6.5. Related party disclosures

In accordance with IAS 24 (Related Party Disclosures), persons or companies that control or are controlled by the Brüder Mannesmann Group must be disclosed, unless they are already included in the consolidated group. As part of our operating business, we have business relationships to non-consolidated and associated companies and other related companies. Transactions with a non-consolidated subsidiary result from granting loans, interest income and providing goods and services at a level of €571 thousand (previous year: €34 thousand) at normal market conditions. At 31 December 2010, the receivables totalled €655 thousand (previous year: €112 thousand). Transactions with an associated company result from providing goods and services at normal market prices and conditions and extending a loan with annual interest of 1%. This low rate of interest is to assist the company as a Brüder Mannesmann AG associate company to create favourable general conditions in the market entry phase. The scope was €1,008 thousand (previous year €787 thousand). As of the reporting date, receivables amounted to €1,992 thousand (previous year: €947 thousand). As of the reporting date, the loans (including interest) extended to members of the Board of Management and Supervisory Board totalled €678 thousand (previous year: €181 thousand). For two loans the annual rate of interest is 6%, for one loan 5%. The repayment in the financial year totalled €11 thousand (previous year: €12 thousand). The new loan extended in the financial year was for €510 thousand to be repaid from 30 June 2011. Transactions with other related parties resulted largely from providing goods and services, rental and extending loans which were implemented at standard market conditions. In the 2010 financial year, they had a scope of €3,768 thousand

(previous year: €1,491 thousand). At 31 December 2010, the receivables totalled €2,987 thousand (previous year: €73 thousand). Receivables €2,775 thousand (previous year: 0) are secured by the assignment of receivables, liens and a certified land charge.

Each of the members of the Board of Management is authorised to represent the company individually.

The Board of Management of the Group parent is composed as follows:

- Mr. Jürgen Schafstein

Chairman of the Board of Management

Businessman

Member of the Management Board of Chronos Technologie AG, Remscheid

Chairman of the Supervisory Board of Saltus Technology AG, Solingen

- Mr. Bernd Schafstein

Businessman

Member of the Management Board of Chronos Technologie AG, Remscheid

The total remuneration of the Board of Management in the year under review was €1,206 (previous year: €1,197 thousand). In accordance with section 285 (1) no. 9 (a) sentences 5-9 and section 314 (1) no. 6 (a) sentences 5-9 of the HGB, listed companies must disclose both the total remuneration paid to the Board of Management and the names of and remuneration paid to the individual members in the notes to the financial statements. By way of resolution of the Annual General Meeting of Brüder Mannesmann Aktiengesellschaft on 31 August 2006, the Company is exempt from the disclosure of this information in accordance with sections 286 (5) and 314 (2) of the HGB.

In addition, current service costs of €288 thousand (previous year: €243 thousand) were transferred to pension provisions.

There are pension provisions of €2,031 thousand (previous year: €1,993 thousand) for former members of the Board of Management. In the financial year 2010, retirement pension of €107 thousand (previous year: €106 thousand) was paid out.

The members of the Supervisory Board received remuneration of €54 thousand (previous year: €54 thousand) in the year under review.

Notification of equity holdings in accordance with the Wertpapierhandelsgesetz (German Securities Trading Act)

On 28 March 2007, Mr. Jürgen Schafstein notified Brüder Mannesmann Aktiengesellschaft that he held 16.67% of the Company's shares.

On 12 September 2002, Ms. Nicole Coen notified Brüder Mannesmann Aktiengesellschaft that she held 7.62% of the Company's shares.

On 12 September 2002, Mr. Bernd Schafstein notified Brüder Mannesmann Aktiengesellschaft that he held 7.39% of the Company's shares.

The Supervisory Board of the Group parent is composed as follows:

- Mr. Reinhard C. Mannesmann

Chairman

Businessman

Chairman of the Supervisory Board of Chronos Technologie AG, Remscheid

Member of the Supervisory Board of Saltus Technology AG, Solingen

- Mr. Michael Nagel

Deputy Chairman

Industrial engineer

Member of the Supervisory Board of Chronos Technologie AG, Remscheid

Member of the Supervisory Board of Saltus Technology AG, Solingen

- Ms. Nicole Coen

Qualified bank officer

Member of the Supervisory Board of Chronos Technologie AG, Remscheid

6.6. Exemption in accordance with section 264 (3) of the HGB

The exemption options provided by section 264 (3) of the HGB for the preparation of the management report and disclosure requirements were exercised for the following companies (to the extent required by law):

- Brüder Mannesmann Werkzeuge GmbH
- CoCaCo Trading GmbH
- Fernando Esser & Cia. GmbH
- Corneta Export GmbH
- Schwietzke Armaturen GmbH
- CEA Chemie- und Energie-Armaturen GmbH
- Brüder Mannesmann Grundbesitz GmbH.

The following companies were also exempt from the requirement to prepare notes to their financial statements:

- Brüder Mannesmann Werkzeuge GmbH
- CoCaCo Trading GmbH
- Fernando Esser & Cia. GmbH
- Corneta Export GmbH
- Schwietzke Armaturen GmbH
- Brüder Mannesmann Grundbesitz GmbH.

6.7. Corporate governance code

The declaration in accordance with section 161 AktG has been submitted and made permanently available to shareholders on the company's website (www.bmag.de). It is part of the corporate governance declaration included in the management report in accordance with section 289a HGB.

6.8. Auditors

Auditors' fees at Group level for the 2010 financial year consisted of €94 thousand (previous year: €84 thousand) for the audit of the consolidated financial statements, €2 thousand (previous year: €11 thousand) for tax consulting services and €26 thousand (previous year: €16 thousand) for other services.

6.9. Events after the balance sheet date

There were no events with a significant impact on the evaluation of the net assets, financial position and results of operations of the Group prior to the release of the annual financial statements for submission to the Supervisory Board in May 2011.

The Supervisory Board is responsible for examining the consolidated financial statements and issuing a statement on their approval.

7. Responsibility statement

To the best of our knowledge, and in accordance with the applicable reporting principles, the consolidated financial statements give a true and fair view of the assets, liabilities, financial position and profit or loss of the Group, and the Group management report includes a fair review of the development and performance of the business and the position of the Group, together with a description of the principal opportunities and risks associated with the expected development of the Group.

Remscheid, 6. May 2010
Brüder Mannesmann Aktiengesellschaft,
The Board of Management



Jürgen Schafstein
Chairman of the
Board of Management



Bernd Schafstein

Independent Auditor's Report

We have audited the consolidated financial statements prepared by Brüder Mannesmann Aktiengesellschaft, Remscheid, – comprising the balance sheet, income statement and statement of comprehensive income, statement of changes in equity, cash flow statement and the notes to the consolidated financial statements – and the Group management report, which is combined with the management report of the Company, for the business year from 1. January 2010 to 31. December 2010. The preparation of the consolidated financial statements and the group management report in accordance with IFRSs as adopted by the EU, and the additional requirements of German commercial law pursuant to § 315a Absatz 1 HGB and supplementary provisions of the articles of incorporation are the responsibility of the Company's board of managing directors. Our responsibility is to express an opinion on the consolidated financial statements and on the group management report based on our audit.

We conducted our audit of the consolidated financial statements in accordance with § 317 HGB and German generally accepted standards for the audit of financial statements promulgated by the Institut der Wirtschaftsprüfer (IDW). Those standards require that we plan and perform the audit such that misstatements materially affecting the presentation of the net assets, financial position and results of operations in the consolidated financial statements in accordance with the applicable financial reporting framework and in the Group management report are detected with reasonable assurance. Knowledge of the business activities and the economic and legal environment of the Group and expectations as to possible misstatements are taken into account in the determination of audit procedures. The effectiveness of the accounting-related internal control system and the evidence supporting the disclosures in the consolidated financial statements and the group management report are examined primarily on a test basis within the framework of the audit. The audit includes assessing the annual financial statements of those entities included in consolidation, the determination of entities to be included in consolidation, the accounting and consolidation principles used and significant estimates made by the Company's board of managing directors, as well as evaluating the overall presentation of the consolidated financial statements and the group management report. We believe that our audit provides a reasonable basis for our opinion.

Our audit has not led to any reservations.

In our opinion, based on the findings of our audit, the consolidated financial statements comply with IFRS as adopted by the EU, the additional requirements of German commercial law pursuant to § 315a Abs. 1 HGB and supplementary provisions of the articles of incorporation and give a true and fair view of the net assets, financial position and results of operations of the Group in accordance with these requirements. The group management report is consistent with the consolidated financial statements and as a whole provides a suitable view of the Group's position and suitably presents the opportunities and risks of future development.

Frankfurt am Main, 6 May 2011

MORISON AG
Wirtschaftsprüfungsgesellschaft

Rolf Peter Kruenkamp
Wirtschaftsprüfer

Karl-Heinz Wolf
Wirtschaftsprüfer

Financial Statements

AG-Balance Sheet

Assets	31.12.2010 EUR	31.12.2009 TEUR
A. Fixed Assets		
I. Intangible assets		
Licences trade marks and patents etc. as well as licences to such rights and assets	7.00	1
II. Tangible assets		
Office and plant equipment	19,490.24	18
III. Financial assets		
1. Shares in group companies	23,305,066.22	23,305
2. Loans due from affiliated companies	473,079.20	672
3. Equity investments	8,763.00	9
4. Loans due to investees and inventors	1,792,287.76	825
5. Long term security investment	0.00	558
	25,598,693.42	25,387
B. Current Assets		
I. Receivables and other current assets		
1. Trade receivables	57,683.91	6
2. Amounts due from group companies	7,202,433.74	8,364
3. Other current assets	349,038.99	176
	7,609,156.64	8,546
II. Investments	1,082,405.17	297
III. Cash, deposits with commercial banks	423,147.23	794
	9,114,709.04	9,638
C. Prepaid expenses		
1. Disagio	248,809.69	349
2. Other prepayments and accrued income	89,386.18	126
	338,195.87	475
	35,051,598.33	35,500

Liabilities	31.12.2010 EUR	31.12.2009 TEUR
A. Shareholders' Equity		
I. Share capital	9,000,000.00	9,000
II. Capital reserve	1,292,930.53	1,293
III. Earnings reserves		
Other earnings reserves	1,235,321.84	2,428
IV. Net profit	0.00	0.00
	11,528,252.37	12,721
B. Accruals		
1. Accruals for pensions and similar obligations	2,629,401.00	1,790
2. Provisions for taxation	0.00	21
3. Other accruals	219,000.00	216
	2,848,401.00	2,026
C. Liabilities		
1. Liabilities from mezzanine financing	17,500,000.00	17,500
2. Amounts due to banks	931,498.36	1,303
3. Trade payables	15,714.28	13
4. Amounts due to group companies	936,894.74	700
5. Amounts due to group companies thereof taxes EUR 145.087.73 (December 31, 2009 EUR 397.723.31) thereof in respect of social security EUR 0.00 (December 31, 2009 EUR 0.00)	1,290,837.58	1,236
	20,674,944.96	20,752
	35,051,598.33	35,500

AG-Statement of Earnings

	01.01.-31.12.2010 EUR	01.01.-31.12.2009 EUR
1. Sales	1,182,000.00	1,212
2. Other operating income	757,830.97	559
3. Personnel costs		
a) Wages and salaries	-664,406.82	-640
b) Social security and other pension costs, of which in respect of old-age pensions EUR 699,106.00 (December 31, 2009 EUR 776,961.00)	-790,364.82	-754
	-1,454,771.64	-1,394
4. Amortisation and write-downs of intangible fixed assets and depreciation and write-downs of tangible fixed assets	-7,139.58	-7
5. Other operating expenses	-1,149,825.25	-2,428
6. Income from profit transfer agreements	1,725,870.13	3,368
7. Income from other investments and long-term loans of which relating to affiliated companies EUR 39,588,67 (December 31, 2009 EUR 56,982,91)	52,132.34	58
8. Other interest and similar income of which from affiliated companies EUR 13,541,92 (December 31, 2009 EUR 6,000,00)	133,295.53	223
9. Write-down of financial assets and of securities included in current assets	-126,188.90	0
10. Expenditure from losses assumed	-239,264.32	-480
11. Interest and similar expenses of which from affiliated companies EUR 36,317,35 (December 31, 2009 EUR 7,278,66)	-1,903,927.83	-1,590
12. Result of ordinary operations	-1,029,988.55	-480
13. Extraordinary expenses	-160,521.00	0
14. Extraordinary result	-160,521.00	0
15. Taxes on income	-890.18	-16
16. Other taxes	-1,493.00	-16
17. Net loss of the year	-1,192,892.73	-512
18. Appropriation from other revenue reserves	1,192,892.73	512
19. Net retained profit	0.00	0

Fixed Assets Schedule and Liabilities Schedule

Development of fixed assets as per December 31, 2010		Historic cost of acquisition			
in EUR	01.01.2010	Additions	Disposals	31.12.2010	
I. Intangible assets					
Licences, industrial property rights and similar rights and assets, as well as licences to such rights	44,127.99	0.00	0.00	44,127.99	
II. Tangible assets					
Furnitures and fixtures	52,907.45	8,132.82	0.00	61,040.27	
III. Financial assets					
1. Shares in group companies	24,421,786.08	0.00	0.00	24,421,786.08	
2. Loans due from affiliated companies	672,328.25	0.00	199,249.05	473,079.20	
3. Equity investments	8,763.00	0.00	0.00	8,763.00	
4. Loans due to investees and investors	824,744.09	967,543.67	0.00	1,792,287.76	
5. Long term security investments	558,044.34	0.00	558,044.34	0.00	
	26,485,665.76	967,543.67	757,293.39	26,695,916.04	
Total	26,582,701.20	975,676.49	757,293.39	26,801,084.30	

Schedule of liabilities as of December 31, 2010	Balance sheet value 31.12.2010	with a remaining term				of which collateralised
		up to one year	one to five years	more than five years		
Liabilities from mezzanine financing	17,500	0	17,500	0	0	
Amounts due to banks	931	376	555	0	0	
Trade liabilities	16	16	0	0	0	
Amounts due to group companies	937	937	0	0	0	
Other liabilities - thereof taxes: 145 TEUR (December 31, 2009: 398 TEUR) - thereof in respect of social security: 0 TEUR (December 31, 2009: 0 TEUR)	1,291	501	427	363	0	
Total	20,675	1,830	18,482	363	0	

	Depreciations			Book values	
	01.01.2010	Additions	31.12.2010	31.12.2010	31.12.2009
	43,454.99	666.00	44,120.99	7.00	673.00
	35,076.45	6,473.58	41,550.03	19,490.24	17,831.00
	1,116,719.86	0.00	1,116,719.86	23,305,066.22	23,305,066.22
	0.00	0.00	0.00	473,079.20	672,328.25
	0.00	0.00	0.00	8,763.00	8,763.00
	0.00	0.00	0.00	1,792,287.76	824,744.09
	0.00	0.00	0.00	0.00	558,044.34
	1,116,719.86	0.00	1,116,719.86	25,579,196.18	25,368,945.90
	1,195,251.30	7,139.58	1,202,390.88	25,598,693.42	25,387,449.90

	Balance sheet value 31.12.2009	with a remaining term			
		up to one year	one to five years	more than five years	of which collateralised
	17,500	0	17,500	0	0
	1,303	377	926	0	0
	13	13	0	0	0
	700	700	0	0	0
	1,236	555	427	254	0
	20,752	1,645	18,853	254	0

Notes for the 2010 AG-Financial Year

A. General information on the annual financial statements

1. Legal basis

The annual financial statements for the year ended 31 December 2010 were prepared in accordance with the provisions of the Handelsgesetzbuch (HGB – German Commercial Code) and the Aktiengesetz (AktG – German Stock Corporation Act).

The regulations of the Bilanzrechtsmodernisierungsgesetz (BilMoG – German Accounting Law Modernisation Act) were applied for the first time. Based on the option provided under section 67 (8) sentence 2 of the Einführungsgesetz zum Handelsgesetzbuch (EGHGB – Introductory Act to the German Commercial Code), the prior-year figures have not been restated.

In accordance with section 275 (2) HGB, the income statement was prepared using the total cost (nature of expense) method.

2. Amounts that cannot be compared with the previous year

Owing to the first-time adoption of BilMoG regulations, changes as against the previous year have arisen in the measurement and reporting of the following items:

- provisions for pensions
- other liabilities
- other operating income
- personnel expenses
- social security and other pension costs
- interest and similar expenses
- extraordinary expense.

The amounts for these items in the financial year can be compared with those of the previous year to a limited extent only.

3. Equity

3.1. Share capital

The share capital amounts to €9,000 thousand and is divided into 3,000,000 no-par-value bearer shares

3.2. Authorised capital

By way of resolution of the Annual General Meeting on 30 August 2007, the Board of Management was authorised, with the approval of the Supervisory Board, to increase the share capital until 29 August 2012 on one or more occasions by up to €4,500 thousand against cash or non-cash contributions.

3.3. Contingent capital

By way of resolution of the Annual General Meeting on 27 August 2009, the share capital was contingently increased by up to €4,500 thousand by the issue of up to 1,500,000 new, no-par-value bearer shares. The contingent capital increase serves to grant rights to the holders of the options and convertible profit participation certificates issued by the company by 26 August 2014 or to fulfil the obligation to convert convertible profit participation certificates or convertible bonds to be issued by the company by 30 April 2014. No profit participation certificates, convertible profit participation certificates or convertible bonds had been issued as at 31 December 2010.

4. Currency translation

Bank balances and liabilities in USD and receivables in CHF were translated at the rate on the date of initial recognition or the spot rate at the reporting date. All other receivables and liabilities are solely in euro.

B. Notes on accounting policies

1. Accounting policies

Intangible and tangible assets are carried at cost and reduced by straight-line amortisation and depreciation over their useful operating lives.

Low-value assets with a cost of €150 or less are written down in full in the year of acquisition. Assets with a value of between €150 and €1,000 are recognised in an omnibus account in line with tax regulations and written down uniformly over five years.

Financial assets are carried at the lower of cost or fair value.

The statement of changes in fixed assets has been presented as an annex to the notes.

Receivables and other assets are carried at the lower of cost or the balance sheet date rate.

Securities classified as current assets are carried at the lower of cost or fair value.

Discounts on mezzanine liabilities are recognised in the form of annual amortisation over the term of the respective items.

Provisions for pensions were calculated using the projected unit credit method on the basis of the 2005 G mortality tables compiled by Dr. Klaus Heubeck and an interest rate of 5.15%. Forecast salary and pension increases of 3% were taken into account in the calculation. As at 1 January 2010, the change in measurement on account of BilMoG regulations resulted in a difference of €138 thousand which, in accordance with the transitional regulation of section 67 (1) sentence 1 EGHGB, accrued in the amount of one fifteenth (€9 thousand) in the reporting year and is reported as an extraordinary expense. The amount not yet added on the balance sheet date was €129 thousand.

Other provisions take into account all identifiable risks and uncertain obligations and are recognised at the necessary settlement amount in accordance with prudent business practice. Amounts expensed as other provisions with a remaining term of not more than one year are not discounted.

Liabilities are carried at settlement amount, a purchase price pension obligation at the actuarial present value as at the reporting date on the basis of the 2005 G mortality tables compiled by Dr. Klaus Heubeck, an interest rate of 5.15% and a pension trend of 2.5%. As at 1 January 2010, the change in measurement on account of BilMoG regulations resulted in a difference of €152 thousand, which is reported as an extraordinary expense.

2. Notes on the balance sheet

Receivables from affiliated companies result from profit transfer agreements, the provision of goods and services (intragroup allocation), VAT group liability, interest, costs that are passed on and short-term loans.

Other assets consist primarily of deferred interest on derivatives, loans and claims for tax refunds.

On the balance sheet date, there were three outstanding interest optimisation transactions with a total nominal value of €19,000 thousand. Deferred interest in the amount of €150 thousand was reported on the balance sheet under other assets. The fair value of these items amounts to €150 thousand in the context of a diversified portfolio approach and was alternatively calculated using the discounted cash flow method set out in IAS 39 A 74 in order to provide a figure with informative value.

The ECB has an obligation to maintain monetary stability. For this reason, changes in interest rates are aligned primarily to expectations on inflation. It is assumed that until 2017 EURIBOR will move in a corridor between 1% and 2.75%. Despite substantiated assumptions, there can be deviations which can impact the expected cash flows both positively and negatively. In the case of a negative development, the value deviations can result in negative carrying values.

The securities relate to shares and certificates.

In accordance with section 250 (3) HGB, discounts on mezzanine liabilities after settlement were recognised in the amount of €249 thousand.

Details of equity can be found in part A, section 2. For the 2010 financial year, €1,193 thousand was withdrawn from other revenue reserves.

Other provisions relate to the expected cost of the audits prescribed by German commercial law, internal annual financial statement costs, storage costs, residual paid leave claims, contributions to the employers' liability insurance association and pro rata project costs for Russia which has not yet been charged.

Liabilities to affiliated companies include settlement accounts with subsidiaries (VAT group, profit transfer).

Other liabilities essentially relate to a purchase price pension obligation, option premiums received, wage and salary taxes and VAT.

The premiums received for two currency options (with a total nominal amount of €4,000 thousand) have been recognised in full (€229 thousand) under other liabilities. The fair value of these items is €-179 thousand. The fair values of the short durations (17 June 2011 and 23 October 2011) were recorded in line with the carrying amounts of the previous year.

Details of the remaining terms of the company's liabilities and collateral can be found in the statement of changes in liabilities.

For economic reasons, various assets are leased or rented. The future obligations for these rental and leasing transactions amount to €81 thousand, €56 thousand of which is due in 2011.

C. Contingent liabilities

As at the balance sheet date, liabilities from guarantees and joint and several liability amounted to €835 thousand, €756 thousand of which was attributable to affiliated companies and €79 thousand to non-Group companies.

The company has issued a guarantee for the payment obligations of two affiliated companies from sale-and-lease-back agreements amounting to €3,775 thousand on the balance sheet date.

Letters of comfort were also issued for two affiliated companies.

The risk of the utilisation of contingent liabilities is classified as low as the affiliated companies and the non-Group company have settled their liabilities on time in the past and, according to current understanding, it is assumed that this will also be the case in future.

D. Notes on the income statement

1. Sales revenue

Sales revenue primarily relates to intragroup allocations to affiliated companies.

2. Other income

Income primarily relates to costs passed on to affiliated companies, gains on the disposal of investments classified as current and fixed assets, rental income, cost allocation for the Russia project and income from the adjustment of the present value of a pension obligation. It includes income of €13 thousand from currency translation.

3. Income from profit transfer agreements

This item relates to the profits of affiliated companies transferred for 2010 under the terms of the profit transfer agreements.

4. Cost of loss absorption

This item relates to the losses of two affiliated companies absorbed for 2010 under the terms of the profit transfer agreements.

5. Interest and similar income

This item includes interest from affiliated companies in the amount of €14 thousand.

6. Interest and similar expenses

This item includes interest to affiliated companies of €36 thousand, the interest portion of additions to provisions for pensions and the liability for a purchase price pension of €151 thousand.

7. Extraordinary result

The adoption of BilMoG regulations resulted in expenses of €161 thousand. No transactions were reported in the extraordinary result in the previous year.

8. Deferred taxes

In line with the system amended by the BilMoG, deferred taxes are calculated in line with the temporary concept. This means that deferred taxes are recognised for temporary differences between the commercial and tax law carrying amounts of assets, liabilities, prepaid expenses and deferred income if these differences are expected to reverse in subsequent financial years. For companies included within the tax entity, temporary differences are taken into account at the parent company Brüder Mannesmann Aktiengesellschaft. In addition, deferred taxes are carried in the amount of the loss expected to be offset within the next five years.

Deferred taxes are calculated on the basis of a combined income tax rate for corporation tax, the solidarity surcharge and trade tax of 31.5%.

Deferred tax assets and liabilities are netted. To the extent that deferred tax assets exceed deferred tax liabilities, the capitalisation option of section 274 (1) sentence 2 HGB has not been utilised.

In the financial year, there were deferred tax assets due to temporary differences in pension and other provisions and due to corporation tax and trade tax loss carryforwards of €6,409 thousand and €1,913 thousand respectively. On the basis of planning it was assumed that all trade tax loss carryforwards and more than half of corporation tax loss carryforwards will be utilised within the next five years.

E. Other information

The companies in which Brüder Mannesmann AG directly or indirectly holds at least one fifth of shares are listed below.

Name and registered office	Share of capital in %	Equity in TEUR	Annual result in TEUR
Brüder Mannesmann Werkzeuge GmbH, Remscheid, with	100	10.000	*
Brüder Mannesmann Nederland B.V., Doetinchem/Netherlands	100	329	*
CoCaCo Trading GmbH, Remscheid, with	100	1.559	*
Fernando Esser & Cia. GmbH, Remscheid	100	64	*
Corneta Export GmbH, Remscheid	100	26	*
Schwietzke Armaturen GmbH, Bottrop, with	100	4,000	*
CEA Chemie- und Energie-Armaturen GmbH, Ludwigshafen	100	430	*
Brüder Mannesmann Grundbesitz GmbH, Remscheid	100	126	*
Chronos Technologie AG, Remscheid	100	1.030	
OOO Mannesmann Instrument, Moscow/Russia	50	-1,191	

* This company was included in consolidation.

There is a control and profit transfer agreement with Brüder Mannesmann Grundbesitz GmbH, profit transfer agreements are in place with the other German subsidiaries – with the exception of Chronos Technologie AG.

In addition to the Board of Management, the company employed an average of six additional people in the year under review. The company is managed by the Board of Management.

The company is the parent company for the consolidated financial statements. The consolidated financial statements are published in the electronic Bundesanzeiger (Federal Gazette).

The fees paid to the auditor in 2010 in accordance with section 285 (17) HGB are stated in the notes to the consolidated financial statements for 2010.

Related party disclosures

As part of our operating business, we have business relationships to non-consolidated and associated companies and other related companies. Transactions with a non-consolidated subsidiary result from extending loans, interest income and providing goods and services at a level of €571 thousand (previous year: €34 thousand) at normal market conditions. At 31 December 2010, the receivables totalled €655 thousand (previous year: €112 thousand). Transactions with an associated company result from extending a loan with annual interest of 1%. This low rate of interest is to assist the company as a Brüder Mannesmann AG equity holding to create favourable general conditions in the market entry phase. The scope was €968 thousand (previous year €665 thousand). As of the reporting date, receivables amounted to €1,792 thousand (previous year: €825 thousand). Transactions with other related parties resulted largely from providing goods and services and extending loans which were implemented at standard market conditions. In the 2010 financial year they had a scope of €145 thousand (previous year: €130 thousand). At 31 December 2010, the receivables totalled €140 thousand (previous year: €73 thousand).

F. Executive bodies

The members of the Board of Management are as follows:

- Mr. Jürgen Schafstein

Chairman of the Board of Management

Businessman

Member of the Management Board of Chronos Technologie AG, Remscheid

Chairman of the Supervisory Board of Saltus Technology AG, Solingen

- Mr. Bernd Schafstein

Businessman

Member of the Management Board of Chronos Technologie AG, Remscheid

The members of the Supervisory Board are as follows:

- Mr. Reinhard C. Mannesmann

Chairman

Businessman

Chairman of the Supervisory Board of Chronos Technologie AG, Remscheid

Member of the Supervisory Board of Saltus Technology AG, Solingen

- Mr. Michael Nagel

Deputy Chairman

Industrial engineer

Member of the Supervisory Board of Chronos Technologie AG, Remscheid

Member of the Supervisory Board of Saltus Technology AG, Solingen

- Ms. Nicole Coen

Qualified bank officer

Member of the Supervisory Board of Chronos Technologie AG, Remscheid

In the year under review, the members of the Board of Management received compensation totalling €342 thousand from the company. The compensation paid to the members of the Supervisory Board amounted to €54 thousand. By way of resolution of the Annual General Meeting on 31 August 2006, no disclosures are made in accordance with section 285 (9a) sentence 5 et seq. in conjunction with section 286 (5) HGB.

Notification of equity holdings

The company received the following notifications:

On 28 March 2007, Mr. Jürgen Schafstein notified the company that he held 16.67% of its voting rights.

On 12 September 2002, Ms. Nicole Coen notified the company that she held 7.62% of its voting rights.

On 12 September 2002, Mr. Bernd Schafstein notified the company that he held 7.39% of its voting rights.

The declaration in accordance with section 161 AktG has been submitted and made permanently available to shareholders on the company's website (www.bmag.de). It is part of the corporate governance declaration included in the management report in accordance with section 289a HGB.

G. Responsibility statement

To the best of our knowledge, and in accordance with the applicable reporting principles, the annual financial statements give a true and fair view of the assets, liabilities, financial position and profit or loss of the company, and the combined management report includes a fair review of the development and performance of the business and the position of the company, together with a description of the principal opportunities and risks associated with the expected development of the company.

Remscheid, 6 May 2011
Brüder Mannesmann Aktiengesellschaft,
The Board of Management



Jürgen Schafstein
Chairman of the
Board of Management



Bernd Schafstein

Independent Auditor's Report

We have audited the annual financial statements, comprising the balance sheet, the income statement and the notes to the financial statements, together with the bookkeeping system, and the management report, which is combined with the group management report, of the Brüder Mannesmann Aktiengesellschaft, Remscheid, for the business year from 1. January 2010 to 31. December 2010. The maintenance of the books and records and the preparation of the annual financial statements and management report in accordance with German commercial law and supplementary provisions of the articles of incorporation are the responsibility of the Company's board of managing directors. Our responsibility is to express an opinion on the annual financial statements, together with the bookkeeping system, and the management report based on our audit.

We conducted our audit of the annual financial statements in accordance with § 317 HGB and German generally accepted standards for the audit of financial statements promulgated by the Institut der Wirtschaftsprüfer (IDW). Those standards require that we plan and perform the audit such that misstatements materially affecting the presentation of the net assets, financial position and results of operations in the annual financial statements in accordance with principles of proper accounting and in the management report are detected with reasonable assurance. Knowledge of the business activities and the economic and legal environment of the Company and expectations as to possible misstatements are taken into account in the determination of audit procedures. The effectiveness of the accounting-related internal control system and the evidence supporting the disclosures in the books and records, the annual financial statements and the management report are examined primarily on a test basis within the framework of the audit. The audit includes assessing the accounting principles used and significant estimates made by the company's board of managing directors, as well as evaluating the overall presentation of the annual financial statements and the management report. We believe that our audit provides a reasonable basis for our opinion.

Our audit has not led to any reservations.

In our opinion, based on the findings of our audit, the annual financial statements comply with the legal requirements and supplementary provisions of the articles of incorporation and give a true and fair view of the net assets, financial position and results of operations of the Company in accordance with principles of proper accounting. The management report is consistent with the annual financial statements and as a whole provides a suitable view of the Company's position and suitably presents the opportunities and risks of future development.

Frankfurt am Main, 6 May 2011

MORISON AG
Wirtschaftsprüfungsgesellschaft

Rolf Peter Kruenkamp
Wirtschaftsprüfer

Karl-Heinz Wolf
Wirtschaftsprüfer



Brüder Mannesmann Aktiengesellschaft

Lempstraße 24
42859 Remscheid (Germany)
Telephone: +49-2191-93707-0
Telefax: +49-2191-30084
E-Mail: kontakt@bmag.de
Internet: www.bmag.de